


SMA

系列射频同轴连接器
SERIES SMA RF. COAXIAL CONNECTORS



[SMA射频同轴连接器具有体积小、频带宽、机械电气性能优越、可靠性高等优点，是应用最广泛的性能优越、可靠性高等优点，是应用最广泛的射频连接器。广泛应用于微波通讯，航天航海，武器系统及微波测量设备等领域。]

Series SMA connectors are most commonly used, it has the advantages of miniature size, wide frequency range, excellent electrical performance and high reliability. The products have been widely used in the field of microwave communication, spaceflight and navigation, weapon system and microwave measuring equipment.

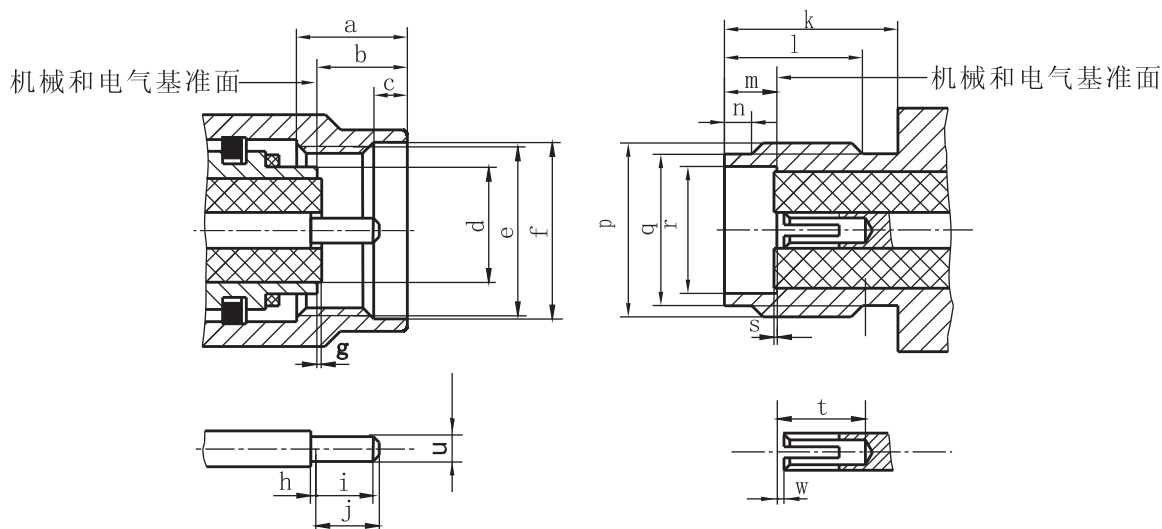
SMA

系列射频同轴连接器
SERIES SMA RF. COAXIAL CONNECTORS


主要技术特性			KEY PERFORMANCE		
温度范围 Temperature range		-65~+165℃	绝缘电阻 Insulation resistance		≥5000MΩ
特性阻抗 Characteristic Impedance		50 Ω	介质耐压 Dielectric Withstanding voltage		1000V
频率范围 Frequency range	配软电缆 With flexible cable	0~12.4GHz	接触电阻 Contact resistance	中心导体 Center conductor	≤0.003 Ω
	配半刚、半柔性电缆 With semi-rigid/flexible cable	0~18GHz		外导体 Outer conductor	≤0.002 Ω
电压驻波比 VSWR	配软电缆 With flexible cable	≤1.15+0.02F	寿命 Durability		500Cycles
	配半刚、半柔性电缆 With semi-rigid/flexible cable	≤1.10+0.02F			

头部配合尺寸

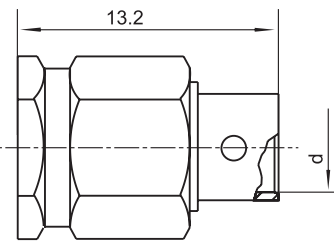
INTERFACE MATING DIMENSIONS



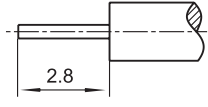
Symbol	MIN(mm)	MAX(mm)	Symbol	MIN(mm)	MAX(mm)	Symbol	MIN(mm)	MAX(mm)
a	3.30	—	h	0	0.25	P	1/4-36UNS-2A	
b	—	3.43	i	1.27	—	q	Φ5.28	Φ5.49
c	0.38	1.14	j	—	2.54	r	Φ4.597	Φ4.670
d	—	Φ4.592	k	5.54	—	s	—	0.05
e	1/4-36UNS-2B		l	4.32	—	t	2.92	—
f	Φ6.35	—	m	1.88	1.98	u	Φ0.90	Φ0.94
g	—	0.05	n	0.38	1.14	w	0	0.76




SMA-JBC2C等



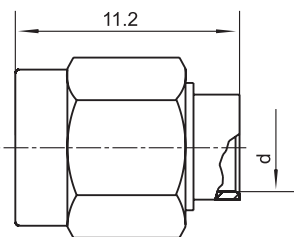
电缆剥线尺寸
Cable stripping dimensions



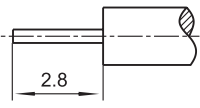
Type	d	Cable type
SMA-JBC2C	Φ2.2	SFT-50-2-1
SMA-JBC3C	Φ3.6	SFT-50-3-1




SMA-JB2G等



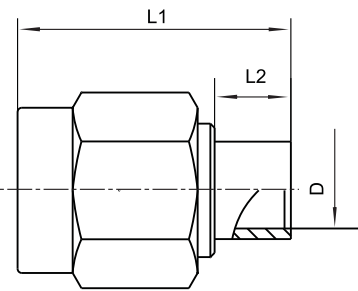
电缆剥线尺寸
Cable stripping dimensions



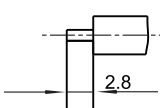
Type	d	Cable type	备注
SMA-JB2G	Φ2.2	SFT-50-2-1	不锈钢外壳、螺套
SMA-JB3G	Φ3.6	SFT-50-3-1	外壳镀金、螺套钝化




SMA-JB2等



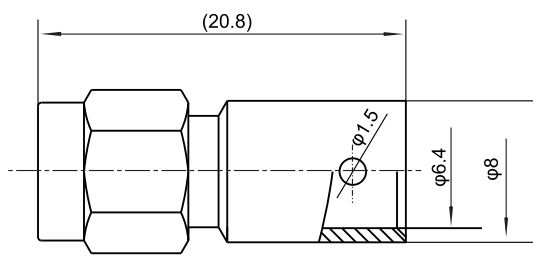
电缆剥线尺寸
Cable stripping dimensions



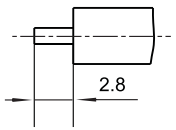
type	L1	L2	D	Cable type
SMA-JB2	11.2	1.7	Φ2.2	SFT-50-2-1
SMA-JB2E	12.5	3.2	Φ2.2	SFT-50-2-1
SMA-JB3	11.2	1.7	Φ3.6	SFT-50-3-1
SMA-JB3 (加长)	13	3.6	Φ3.6	SFT-50-3-1




SMA-JB5

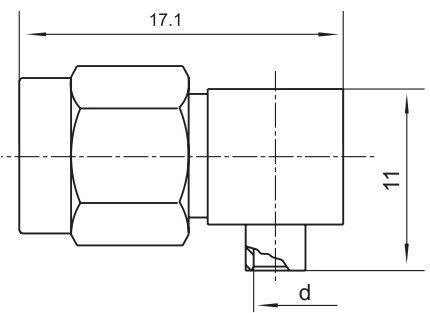


电缆剥线尺寸
Cable stripping dimensions

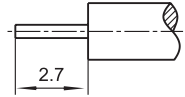





SMA-JWB2等



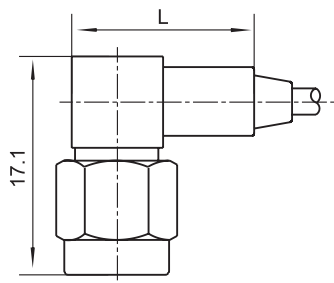
电缆剥线尺寸
Cable stripping dimensions



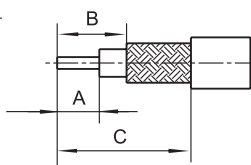
Type	d	Cable type
SMA-JWB2	Φ2.2	SFT-50-2-1
SMA-JWB3	Φ3.6	SFT-50-3-1




SMA-JW2等



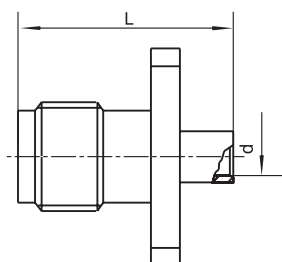
电缆剥线尺寸
Cable stripping dimensions



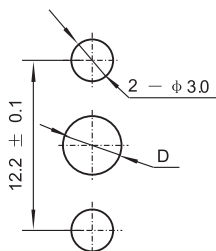
Type	L	A	B	C	Cable type
SMA-JW2	13.0	2.7	4.6	8.5	SFF-50-1 SYV-50-1
SMA-JW3	13.0	2.7	4.6	8.5	SFF-50-1.5-1 SYV-50-2-1
SMA-JW4	16.0	2.7	5.2	15.5	SFF-50-2-2 SYV-50-2-2
SMA-JW5	18.0	2.7	5.2	15.5	SFF-50-3-1 SYV-50-3



SMA-KFB2等




安装开孔尺寸
Mounting hole



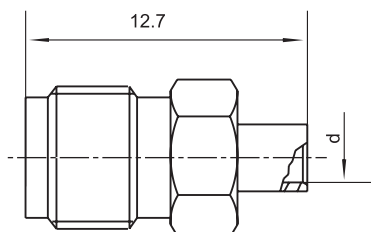
电缆剥线尺寸
Cable stripping dimensions



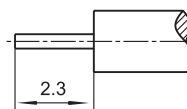
Type	d	D	L	Cable type
SMA-KFB2	Φ 2.2	Φ 3.5	12.7	SFT-50-2-1
SMA-KFB3	Φ 3.6	Φ 5.0	14.2	SFT-50-3-1




SMA-KB2等



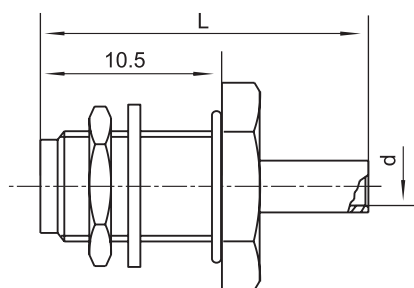
电缆剥线尺寸
Cable stripping dimensions



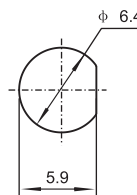
Type	d	Cable type
SMA-KB2	Φ 2.2	SFT-50-2-1
SMA-KB3	Φ 3.6	SFT-50-3-1



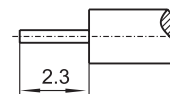
SMA-KYB2等



安装开孔尺寸
Mounting hole



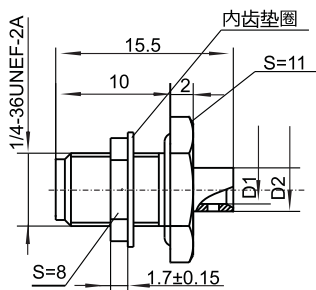
电缆剥线尺寸
Cable stripping dimensions



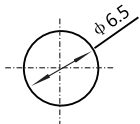
Type	d	L1	Cable type
SMA-KYB2	Φ 2.2	19	SFT-50-2-1
SMA-KYB3	Φ 3.6	19	SFT-50-3-1
SMA-KYB3A	Φ 3.6	15.9	SFT-50-3-1



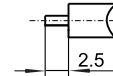
SMA-KYB2S等




安装开孔尺寸
Mounting hole



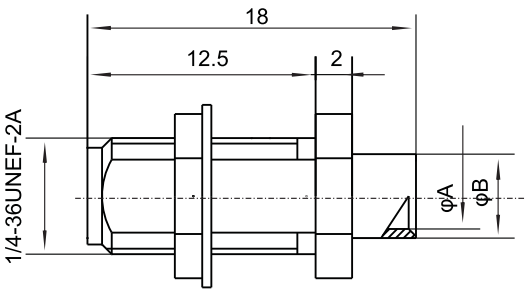
电缆剥线尺寸
Cable stripping dimensions



Type	D1	D2	Cable type
SMA-KYB2S	φ 2.2	φ 3.8	SFT-50-2-1
SMA-KYB3S	φ 3.6	φ 4.8	SFT-50-3-1




SMA-KYB2A等

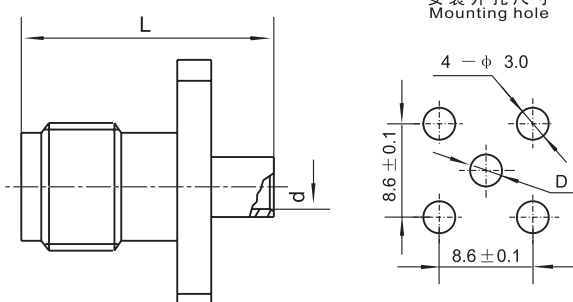


安装开孔尺寸
Mounting hole

Type	A	B
SMA-KYB2A	2.2	3.2
SMA-KYB3A	3.6	4.6




SMA-KFB1等



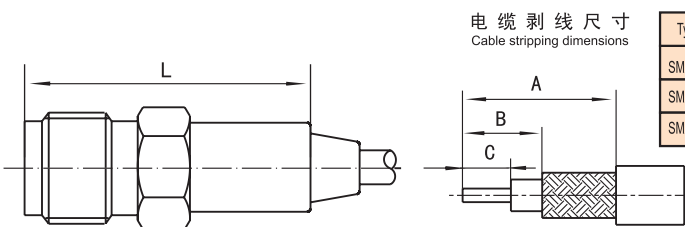
安装开孔尺寸
Mounting hole

电缆剥线尺寸
Cable stripping dimensions

Type	d	D	L	Cable type
SMA-KFB1	φ1.2	φ3.2	12.7	SFT-50-1
SMA-KFB2a	φ2.2	φ3.5	12.7	SFT-50-2-1
SMA-KFB3a	φ3.6	φ5	14.2	SFT-50-3-1




SMA-K3等

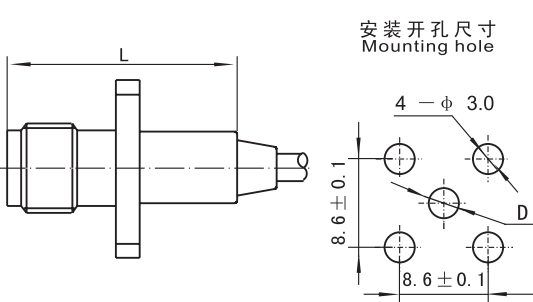


电缆剥线尺寸
Cable stripping dimensions

Type	L	A	B	C	Cable type
SMA-K3	17	2.7	4.6	8.7	SFF-50-1.5-1 SYV-50-2-1
SMA-K4	20	2.5	4.2	14.0	SFF-50-2-2 SYV-50-2-2
SMA-K5	22	2.5	4.2	14.0	SFF-50-3 SYV-50-3-1




SMA-KF3等



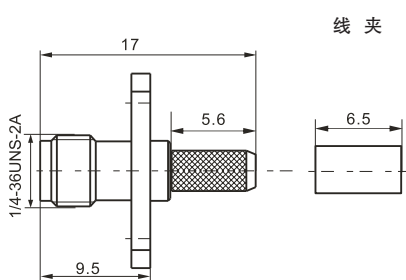
安装开孔尺寸
Mounting hole

电缆剥线尺寸
Cable stripping dimensions

Type	A	B	C	D	L	Cable type
SMA-KF3	2.7	4.6	8.7	φ5.5	17	SFF-50-1.5-1、SYV-50-2-1
SMA-KF4	2.5	4.2	14.0	φ6.2	20	SFF-50-2-2、SYV-50-2-2
SMA-KF5	2.5	4.2	14.0	φ7.2	22	SFF-50-3、SYV-50-3-1



SMA-KF3A




线夹

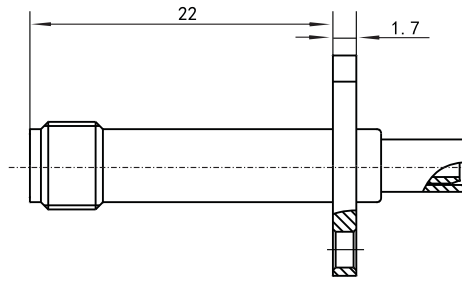
安装开孔尺寸
Mounting hole

电缆剥线尺寸
Cable stripping dimensions

Cable type: SYV-50-2-1, SFF-50-1.5-1



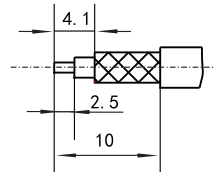
SMA-KF3C




安装开孔尺寸
Mounting hole

2- $\phi 2.6\%$

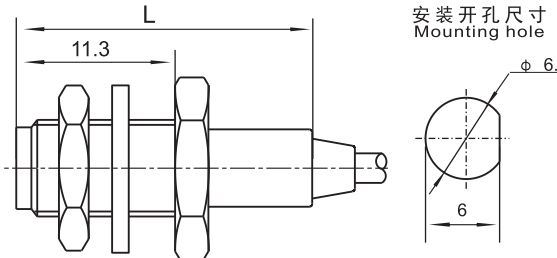
电缆剥线尺寸
Cable stripping dimensions



安装电缆: SFF-50-1, SYV-50-2-1, RG174A/U, RG316/U;



SMA-KY3 等

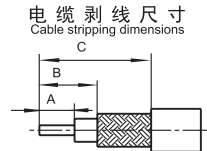


安装开孔尺寸
Mounting hole


$\phi 6.4$

6

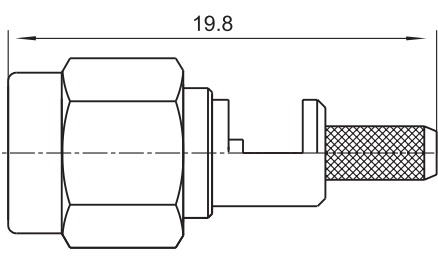
电缆剥线尺寸
Cable stripping dimensions



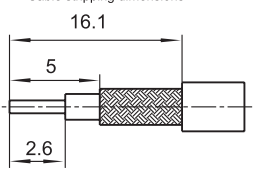
Type	L	Cable type	
SMA-KY3	18.8	SFF-50-1.5-1 SYV-50-2-1	电缆剥线 尺寸同上
SMA-KY4	21.2	SFF-50-2-2 SYV-50-2-2	
SMA-KY5	23.2	SFF-50-3-1 SYV-50-3	




SMA-J3-1



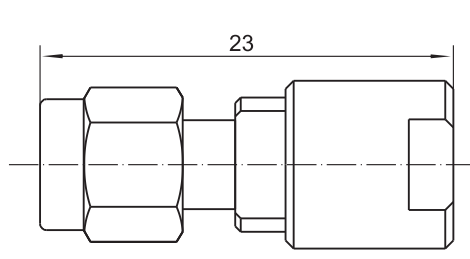
电缆剥线尺寸
Cable stripping dimensions




Type	Cable type
SMA-J3-1	SFF-50-1.5-1、SYV-50-2-1



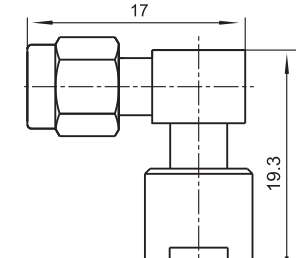
SMA-J301




Type	Cable type
SMA-J301	SUV-50-3-5



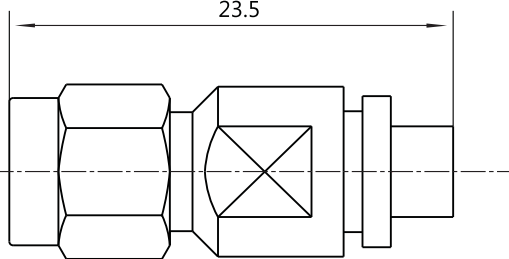
SMA-JW301




Type	Cable type
SMA-JW301	SUV-50-3-5



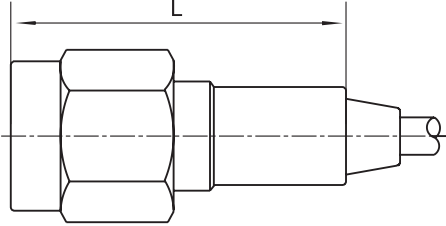
SMA-J402



23.5

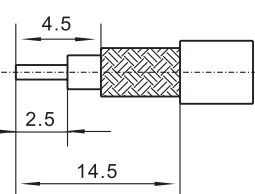


SMA-J4等




L

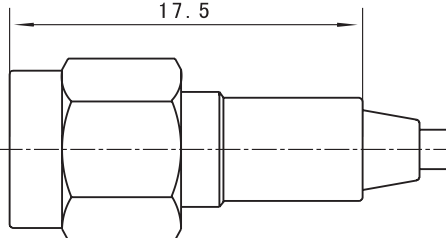
电缆剥线尺寸
Cable stripping dimensions



Type	L	Cable type	
SMA-J4	21.7	SFF-50-2-2 SYV-50-2-2	
SMA-J5	23.5	SFF-50-3 SYV-50-3-1	
SMA-J4B	21.7	SFF-50-2-2 SYV-50-2-2	插针为倒刺
SMA-J5B	23.5	SFF-50-3 SYV-50-3-1	插针为倒刺
SMA-J5A	23.5	SFF-50-3 SYV-50-3-1	螺母外壳 不锈钢镀金

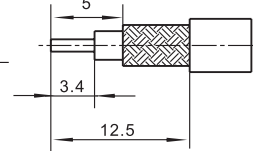


SMA-J3




17.5

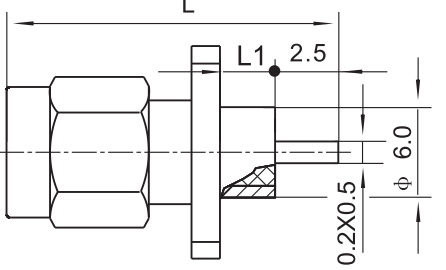
电缆剥线尺寸
Cable stripping dimensions



Type	Cable type
SMA-J3	SFF-50-1.5-1 SYV-50-2-1

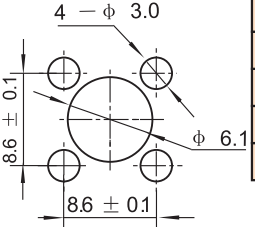


SMA-JFD1等




L
L1 2.5
0.2X0.5
φ 6.0

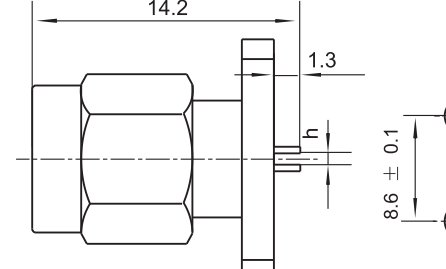
安装开孔尺寸
Mounting hole



Type	L	L1
SMA-JFD1	17.8	2.4
SMA-JFD2	18.6	3.2
SMA-JFD3	20.2	4.8
SMA-JFD4	19.4	4.0

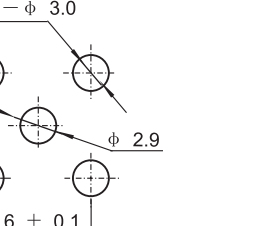


SMA-JFD5等




14.2
1.3
h


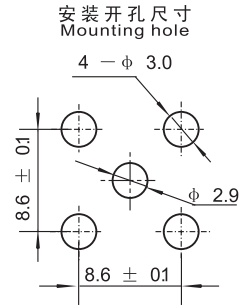
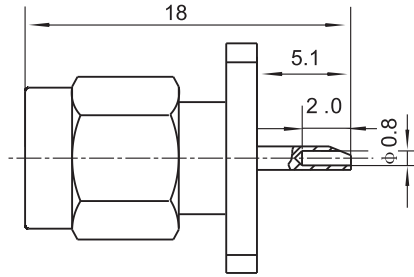
安装开孔尺寸
Mounting hole



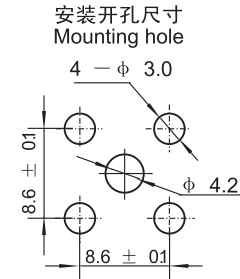
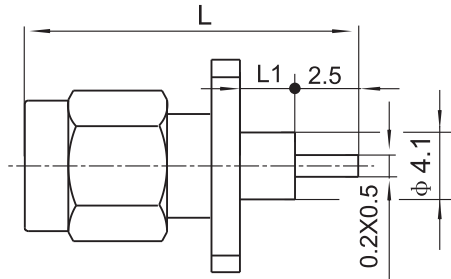
Type	h
SMA-JFD5	0.5
SMA-JFD9	0.2




SMA-JFD6



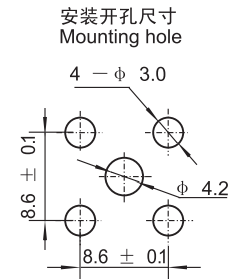
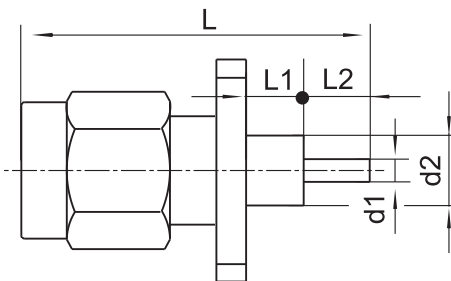
SMA-JFD7等




Type	L	L1
SMA-JFD7	18.6	3.2
SMA-JFD8	19.4	4.0
SMA-JFD21	17.9	2.4



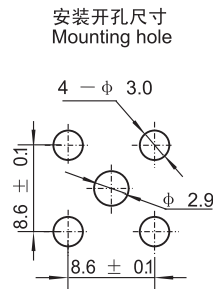
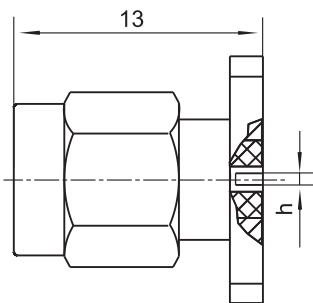
SMA-JFD11等




Type	L	L1	L2	d1	d2
SMA-JFD11	18.9	2	4.0	φ1.3	φ4.1
SMA-JFD12	23.3	8.4	2.0	φ1.3	φ4.1
SMA-JFD13	25.3	8.4	4.0	φ1.3	φ4.1
SMA-JFD14	17.4	4.0	0.6	φ0.4	φ4.1



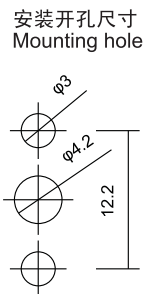
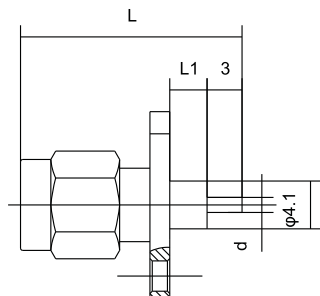
SMA-JFD15等




Type	h
SMA-JFD15	0.2
SMA-JFD16	0.4



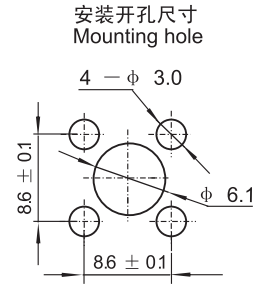
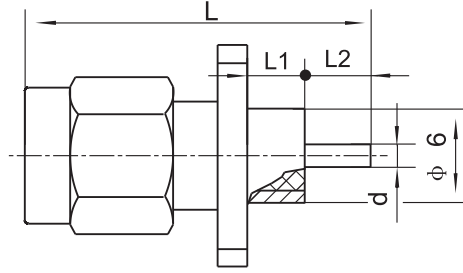
SMA-JFD28等



Type	L1	L2	d
SMA-JFD28	20.8	5	φ0.8
SMA-JFD28A	20.8	5	φ1.3
SMA-JFD29	19	3.2	φ1.3




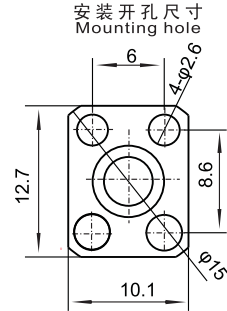
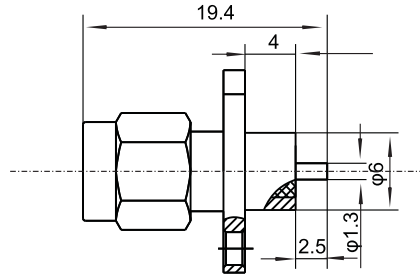
SMA-JFD27等




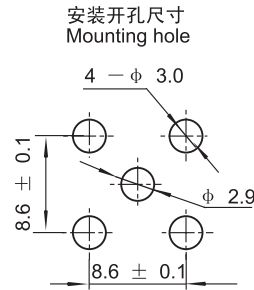
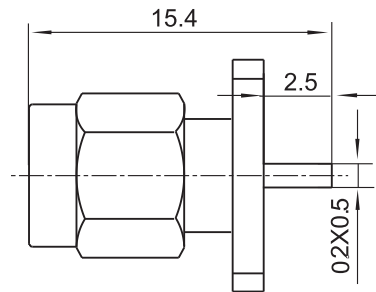
Type	L	L1	L2	d
SMA-JFD27	18.0	2.4	2.5	φ1.0
SMA-JFD30	17.4	3.0	1.5	φ0.7
SMA-JFD64	18.4	1.0	4.5	φ1.3
SMA-JKD100G	19.4	4	2.5	φ1.3



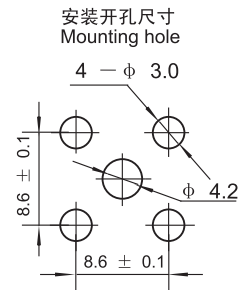
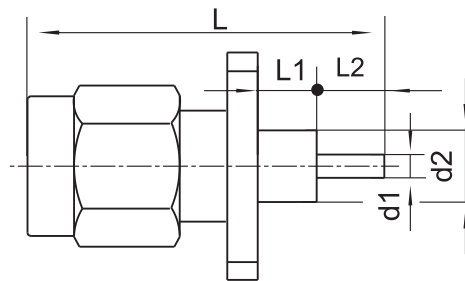
SMA-JFD-9




SMA-JFD33



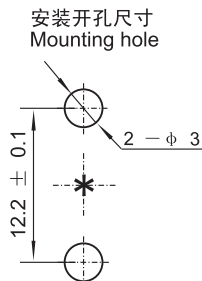
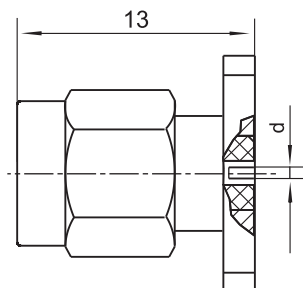
SMA-JFD34等




Type	L	L1	L2	d1	d2
SMA-JFD34	25.0	8.4	4.0	φ1.3	φ4.1
SMA-JFD35	25.0	5.0	4.5	φ1.3	φ4.1
SMA-JFD37	22.4	7.5	2.0	φ1.3	φ4.1
SMA-JFD22A	30.9	15.0	3.0	φ1.3	φ4.1
SMA-JFD73	18.9	4.0	2.0	φ1.3	φ4.1




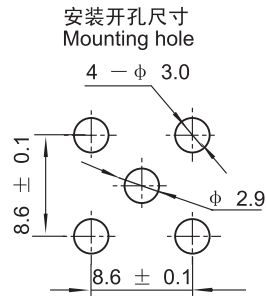
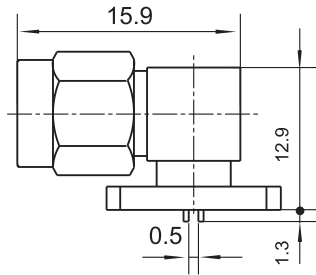
SMA-JFD38等




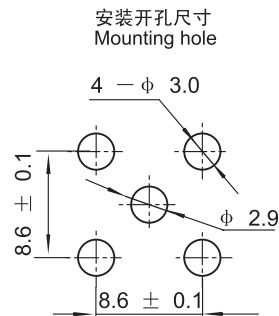
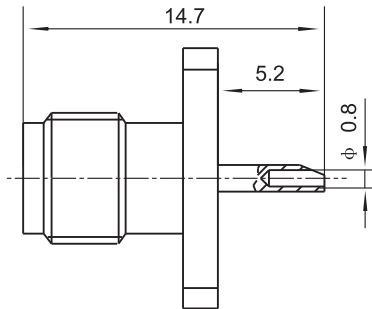
Type	d	配接插针
SMA-JFD38	φ 0.4	—
SMA-JFD52	φ 0.9	φ 0.9~ φ 0.93
SMA-JFD66	φ 0.9	φ 0.9~ φ 0.93
SMA-JFD69	φ 0.8	φ 0.8~ φ 0.83
SMA-JFD79	φ 0.5	φ 0.48~ φ 0.52



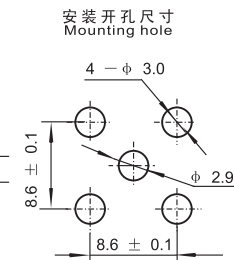
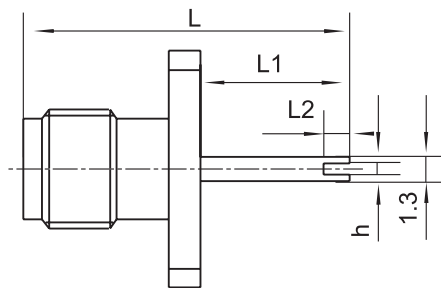
SMA-JWFD




SMA-KFD




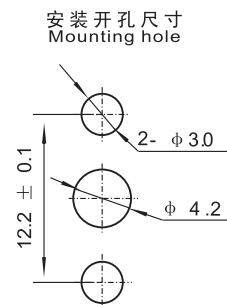
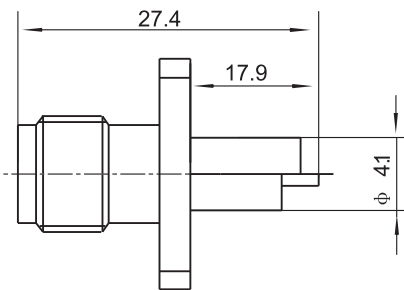
SMA-KFD1等



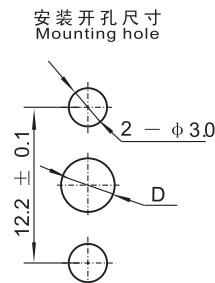
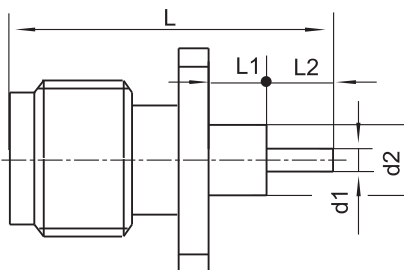
Type	L	L1	L2	h
SMA-KFD1	17.5	8.0	1.4	0.6
SMA-KFD2	12.0	2.4	1.6	0.6
SMAKFD18	12.1	2.5	1.6	0.2




SMA-KFD1等



SMA-KFD3等

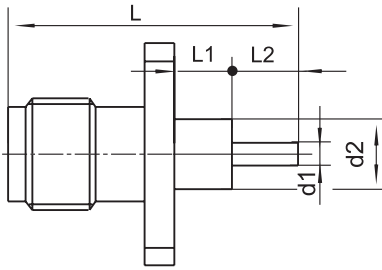
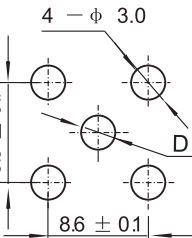


Type	L	L1	L2	d1	d2	D
SMA-KFD3	27.4	15.0	3.0	phi 1.3	phi 4.1	phi 4.2
SMA-KFD5B	14.7	3.2	2.0	phi 1.3	phi 4.1	phi 4.2
SMA-KFD13A	16	4	2.5	phi 1.3	phi 4.1	phi 4.2




SMA-KFD5等

安装开孔尺寸
Mounting hole

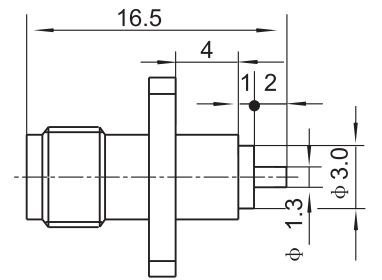
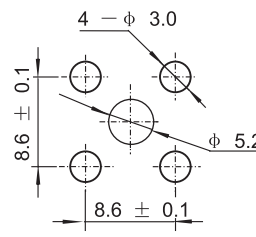




Type	L	L1	L2	d1	d2	D
SMA-KFD5	15.5	4.0	2.0	Φ1.3	Φ4.1	Φ4.2
SMA-kFD6	20.5	9.0	2.0	Φ1.3	Φ4.1	Φ4.2



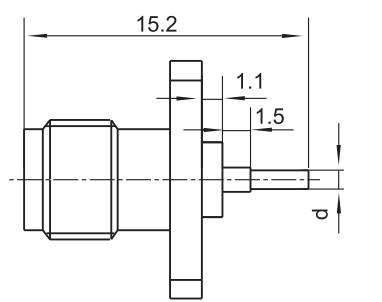
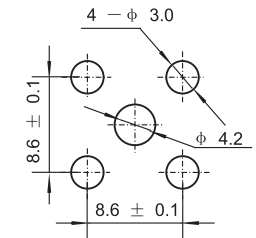
SMA-KFD7

安装开孔尺寸
Mounting hole






SMA-KFD8

安装开孔尺寸
Mounting hole

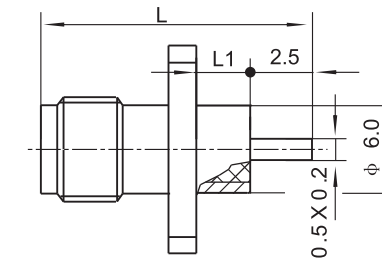
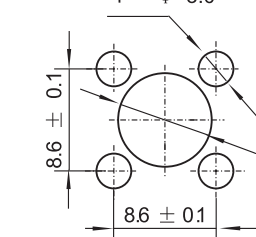



Type	d
SMA-KFD8	Φ1.0




SMA-KFD9等

安装开孔尺寸
Mounting hole

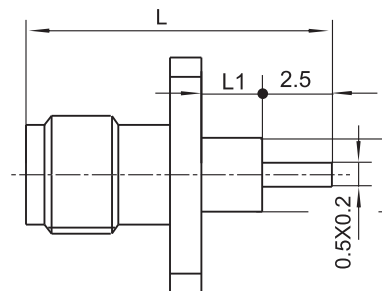
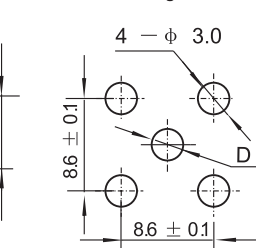



Type	L	L1
SMA-KFD9	14.5	2.4
SMA-KFD10	15.3	3.2
SMA-KFD11	16.9	4.8
SMA-KFD12	16.1	4.0




SMA-KFD13等

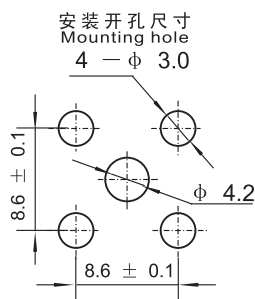
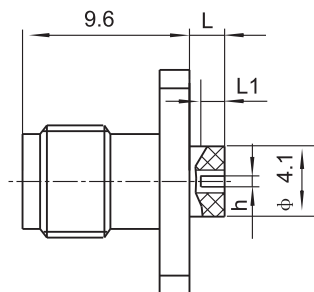
安装开孔尺寸
Mounting hole


Type	L	L1	d	D
SMA-KFD13	16.0	4.0	Φ4.1	Φ4.2
SMA-KFD14	15.3	3.2	Φ4.1	Φ4.2



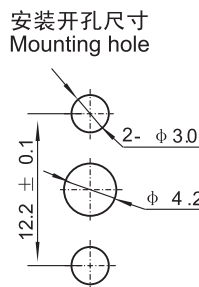
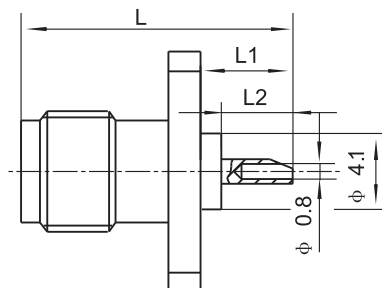
SMA-KFD15等




Type	h	L	L1
SMA-KFD15	0.4	2.0	2.0
SMA-KFD28	0.2	3.0	2.5



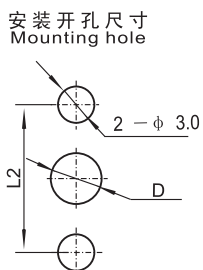
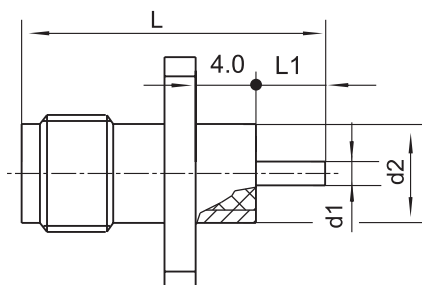
SMA-KFD17




Type	L	L1	L2
SMA-KFD17	14.7	5.2	4.1



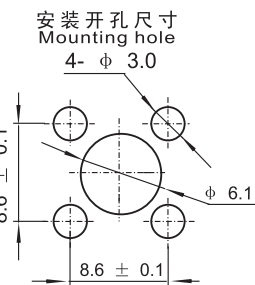
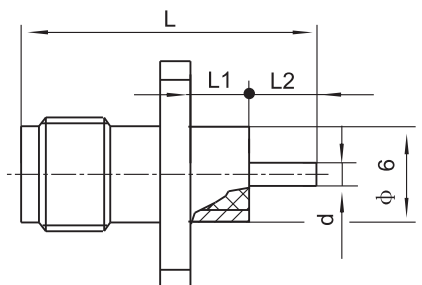
SMA-KFD19AG等




Type	L	L1	L2	d1	d2	D
SMA-KFD19A	15.6	2.0	12.2±0.1	φ1.3	φ6.0	φ6.1
SMA-KFD19AG	15.6	2.0	12.2±0.1	φ1.3	φ6.0	φ6.1



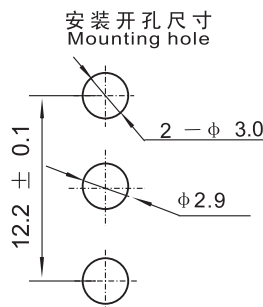
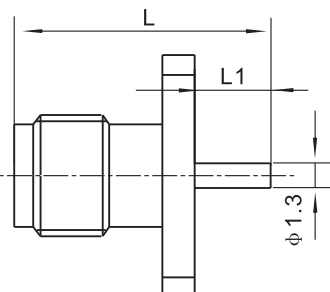
SMA-KFD19等




Type	L	L1	L2	d
SMA-KFD19	15.5	4.0	2.0	φ1.3
SMA-KFD29	15.7	3.2	3.0	φ1.3



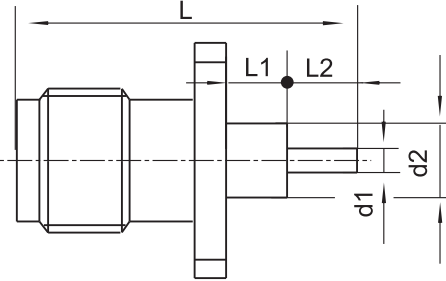
SMA-KFD20等



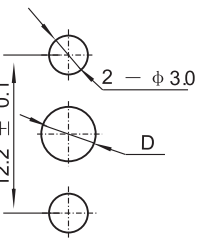
Type	L	L1
SMA-KFD20	13.5	4.0
SMA-KFD51	12.0	2.5




SMA-KFD21等



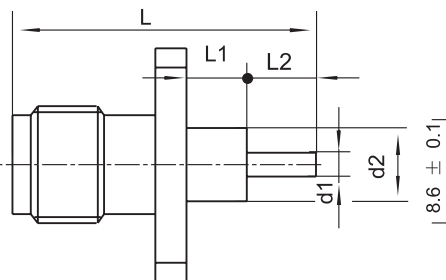
安装开孔尺寸
Mounting hole



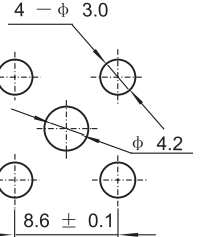
Type	L	L1	L2	d1	d2	D
SMA-KFD21	15.5	2.0	4.0	φ1.3	φ4.1	φ4.2
SMA-kFD46	16.5	4.0	3.0	φ1.3	φ4.1	φ4.2




SMA-KFD22等



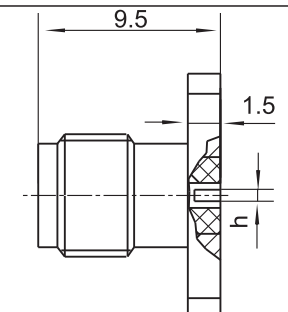
安装开孔尺寸
Mounting hole



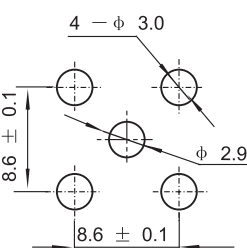
Type	L	L1	L2	d1	d2
SMA-KFD22	27.4	15.0	3.0	φ1.3	φ4.1
SMA-kFD23	14.1	4.0	0.6	φ0.4	φ4.1
SMA-kFD43	21.5	4.0	8.0	φ1.3	φ4.1
SMA-KFD22A	24	12.5	2	φ1.3	φ4.1




SMA-KFD26等



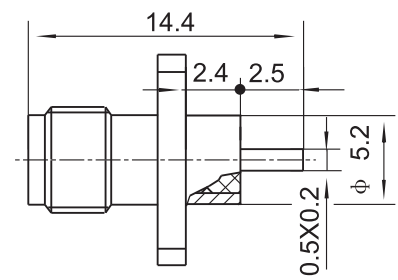
安装开孔尺寸
Mounting hole



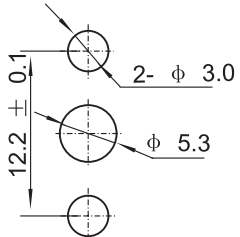
Type	h
SMA-KFD26	0.2
SMA-KFD27	0.4
SMA-KFD53	0.9
SMKFD26A	0.5



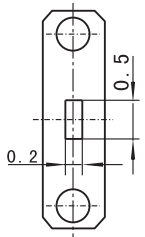
SMA-KFD31




安装开孔尺寸
Mounting hole

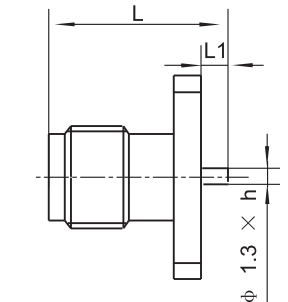


微带方向

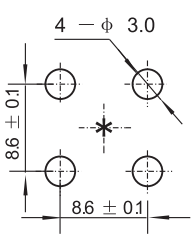




SMA-KFD32等




安装开孔尺寸
Mounting hole

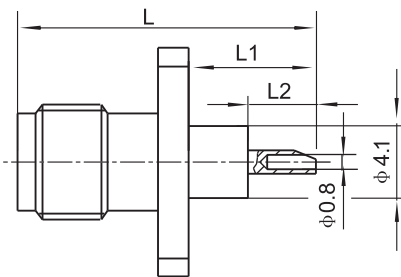


Type	L	L1	h
SMA-KFD32	16.1	2.5	0.2
SMA-KFD33	10.9	1.4	0.2

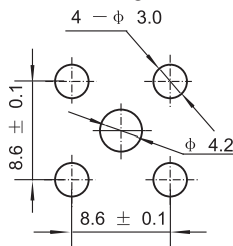
注: SMA-KFD32法兰安装孔为沉孔结构




SMA-KFD40



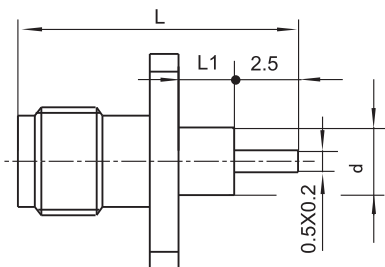
安装开孔尺寸
Mounting hole



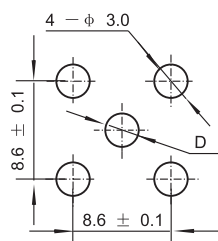
Type	L	L1	L2
SMA-KFD40	16.5	7.0	3.0




SMA-KFD45等



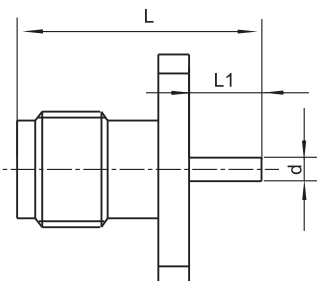
安装开孔尺寸
Mounting hole



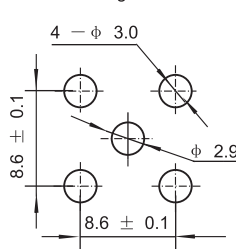
Type	L	L1	d	D
SMA-KFD45	14.4	2.4	Φ4.1	Φ4.2
SMA-KFD68	15.2	3.2	Φ2.1	Φ2.2
SMA-KFD324	19.0	7.0	Φ4.1	Φ4.2




SMA-KFD47等



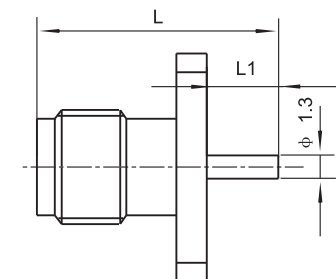
安装开孔尺寸
Mounting hole



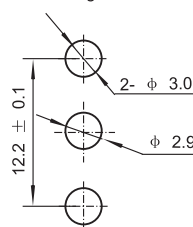
Type	L	L1	d
SMA-KFD47	11.1	1.6	Φ0.9
SMA-KFD48	10.7	1.2	Φ0.8
SMA-KFD48A	10.4	0.9	Φ0.6




SMA-KFD51



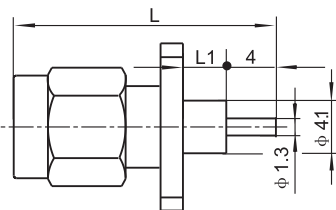
安装开孔尺寸
Mounting hole



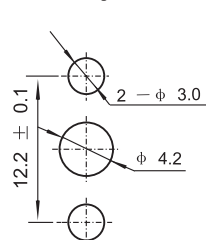
Type	L	L1
SMA-KFD51	12.0	2.5




SMA-JFD等



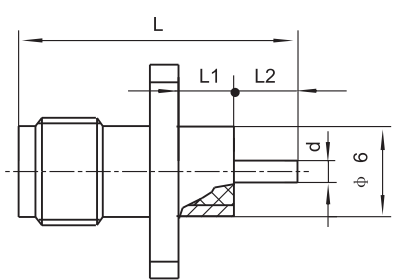
安装开孔尺寸
Mounting hole



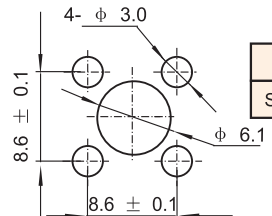
Type	L	L1
SMA-JFD	25.4	8.6
SMA-JFD23	18.7	2.0




SMA-KFD54



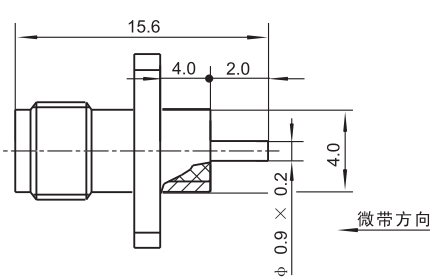
安装开孔尺寸
Mounting hole



Type	L	L1	L2	d
SMA-KFD54	14.5	2.4	2.5	Φ1.0

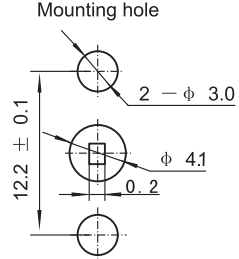



SMA-KFD55



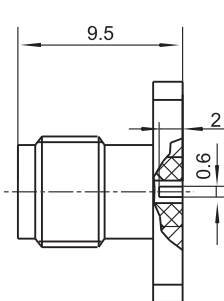
微带方向

安装开孔尺寸
Mounting hole

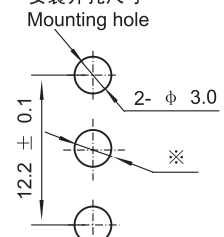





SMA-KFD56

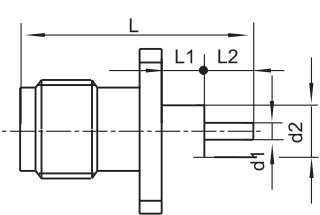


安装开孔尺寸
Mounting hole

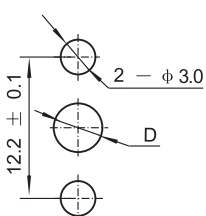





SMA-KFD57等



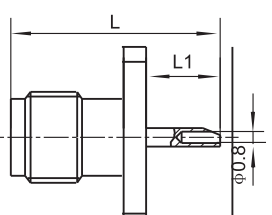
安装开孔尺寸
Mounting hole



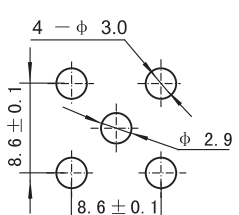
Type	L	L1	L2	d1	d2	D
SMA-KFD57	17.5	5.0	3.0	Φ0.8	Φ4.1	Φ4.2
SMA-kFD64	27.4	15.0	2.9	Φ1.3	Φ4.1	Φ4.2
SMA-kFD77	15.6	2.0	4.0	Φ1.3	Φ4.1	Φ4.2
SMA-KFD57A	15.5	4	2	Φ1.3	Φ4.1	Φ4.2




SMA-KFD65



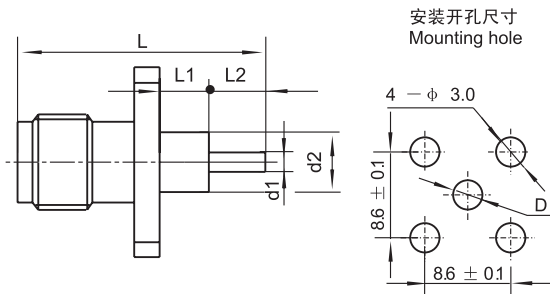
安装开孔尺寸
Mounting hole




Type	L	L1
SMA-KFD65	12.5	3.0



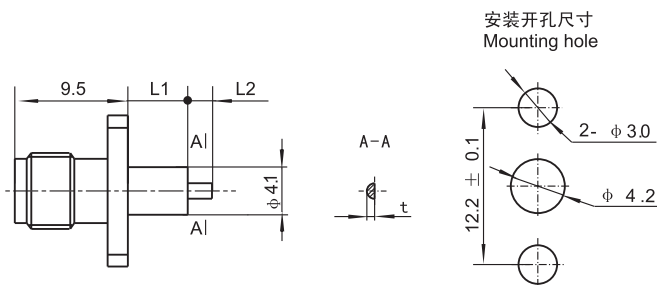
SMA-KFD68B等



Type	L	L1	L2	d1	d2	D
SMA-KFD68B	15.2	3.2	2.5	Φ0.7	Φ2.1	Φ2.2
SMA-KFD83	14.5	2.4	2.4	Φ1.3	Φ4.1	Φ4.2
SMA-KFD85	27.4	13	5.0	Φ1.3	Φ4.1	Φ4.2



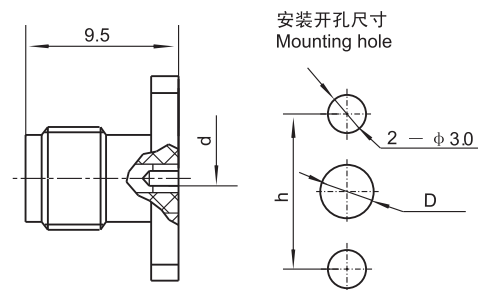
SMA-KFD69等



Type	t	L1	L2
SMA-KFD69	0.62	2.5	3.0
SMA-KFD73	0.55	4.0	1.6



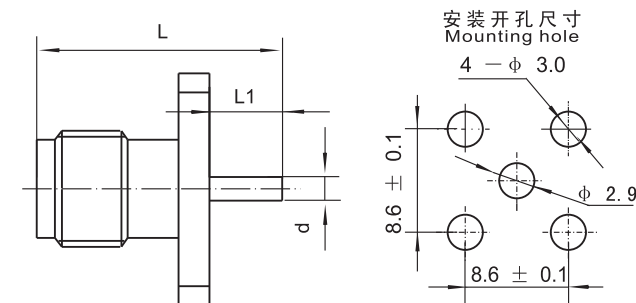
SMA-KFD71等



Type	h	d	D	配接插针
SMA-KFD71	12.2 ± 0.1	Φ0.6	*	φ 0.47~ φ 0.5
SMA-KFD72	12.2 ± 0.1	Φ0.4	*	φ 0.3~ φ 0.35
SMA-KFD72G	12.2 ± 0.1	Φ0.4	*	φ 0.3~ φ 0.35
SMA-KFD75	10.2 ± 0.1	Φ0.6	*	φ 0.47~ φ 0.5



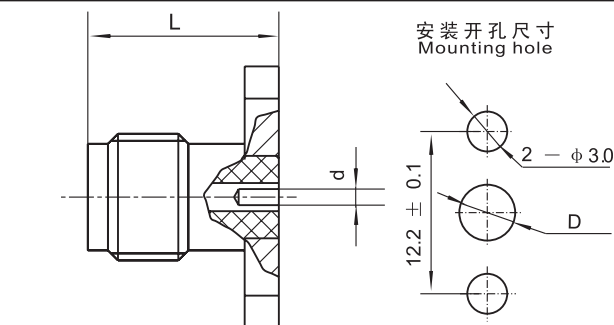
SMA-KFD78等




Type	L	L1	d
SMA-KFD78	11.0	1.5	Φ0.7
SMA-KFD88	14.1	1.5	Φ0.5



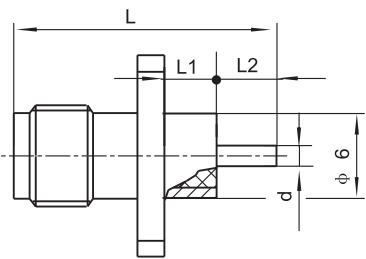
SMA-KFD75AG等



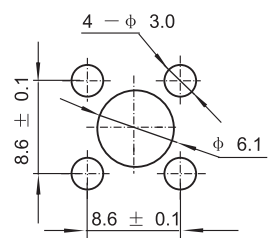
Type	L	d	D
SMA-KFD75AG	9.5	Φ0.6	※
SMA-KFD191	9.5	Φ0.8	※




SMA-KFD76等



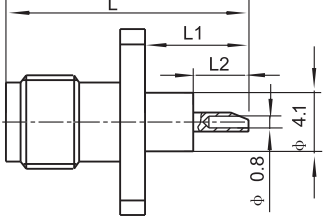
安装开孔尺寸
Mounting hole



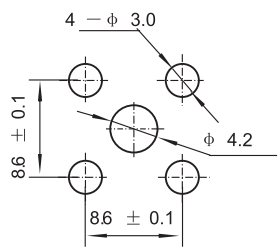
Type	L	L1	L2	d
SMA-KFD76	14.0	3.0	1.5	Φ0.7
SMA-KFD95	15.7	4.0	1.5	Φ0.8
SMA-KFD76AG	14.0	3.0	1.5	Φ0.7
SMA-KFD-2.5	18.0	2.5	2.5	Φ1.3
SMA-KFD76C	14.5	3	2	Φ1.3




SMA-KFD80



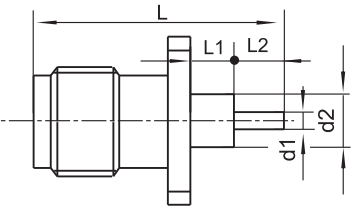
安装开孔尺寸
Mounting hole



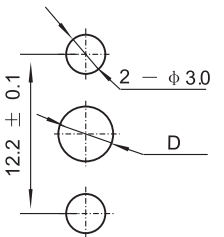
Type	L	L1	L2
SMA-KFD80	14.7	5.2	2.8




SMA-KFD84等



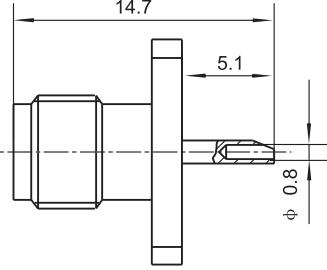
安装开孔尺寸
Mounting hole



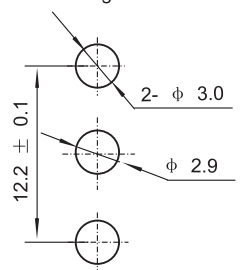
Type	L	L1	L2	d1	d2	D
SMA-KFD84	15.6	3.0	3.0	Φ1.3	Φ4.1	Φ4.2
SMA-kFD84G	15.5	3.0	3.0	Φ1.3	Φ4.1	Φ4.2
SMA-kFD102	17.6	5.0	3.0	Φ1.3	Φ4.1	Φ4.2




SMA-KFD86

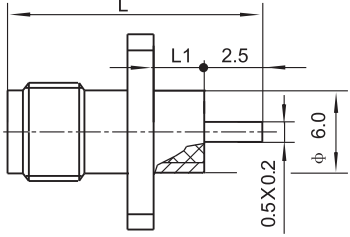


安装开孔尺寸
Mounting hole

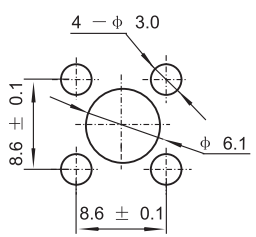





SMA-KFD87等



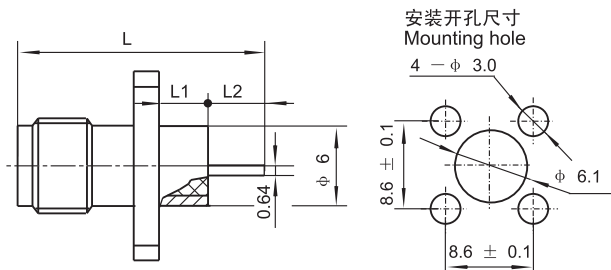
安装开孔尺寸
Mounting hole



Type	L	L1
SMA-KFD87	15.0	3.0
SMA-KFD256	15.3	3.2



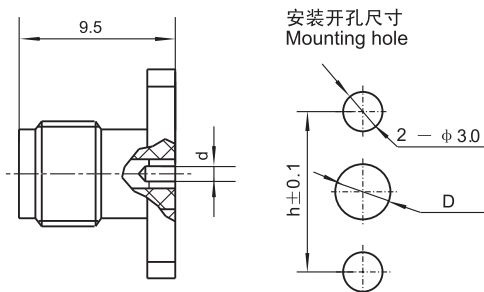
SMA-KFD90



Type	L	L1	L2
SMA-KFD90	15.2	3.2	2.4
SMA-KFD90G	15.0	3.0	2.5
SMA-KFD12A	15.5	4	2




SMA-KFD92

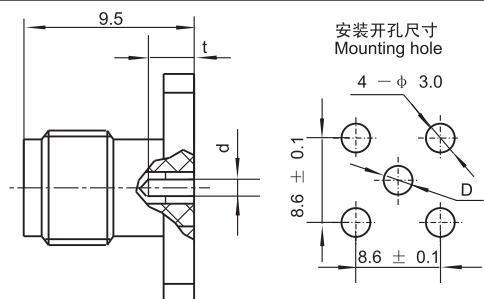


Type	h	d	D	配接插针
SMA-KFD92	12.2	Φ0.9	※	φ 0.9~ φ 0.93
SMA-KFD113	10.2	Φ0.4	※	φ 0.3~ φ 0.35
SMA-KFD191	10.2	Φ0.8	※	φ 0.8~ φ 0.83
SMA-KFD192	12.2	Φ0.8	※	φ 0.8~ φ 0.83
SMA-KFD209	10.2	Φ0.4	※	φ 0.35~ φ 0.4


注: SMA-KFD209为不锈钢产品。




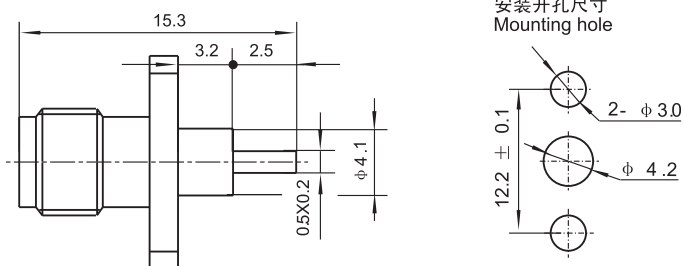
SMA-KFD93等



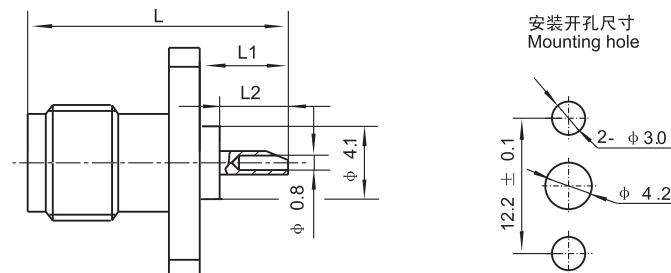
Type	t	D	d	配接插针
SMA-KFD93	2.8	*	φ 0.9	φ 0.9~ φ 0.93
SMA-KFD276	2.8	*	φ 0.8	φ 0.78~ φ 0.8
SMA-KFD280	2.6	*	φ 0.5	φ 0.45~ φ 0.48




SMA-KFD98



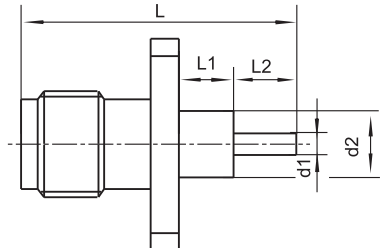
SMA-KFD100



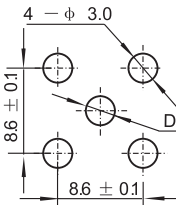
Type	L	L1	L2
SMA-KFD100	16.5	7.0	3.0




SMA-KFD91等



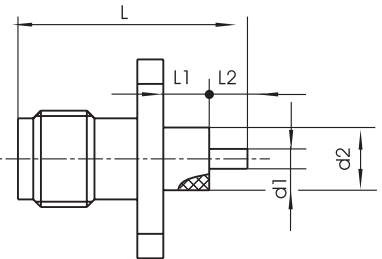
安装开孔尺寸
Mounting hole



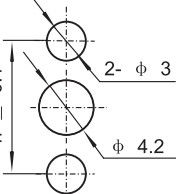
Type	L	L1	L2	d1	d2	D
SMA-KFD91	24.2	1.6	13.1	Φ1.3	Φ4.1	Φ4.2
SMA-kFD101	27.5	15	3.0	Φ1.3	Φ4.1	Φ4.2
SMA-kFD103	19	7.5	2.0	Φ1.4	Φ4.1	Φ4.2




SMA-KFD102AG等



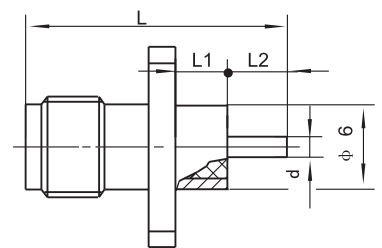
安装开孔尺寸
Mounting hole



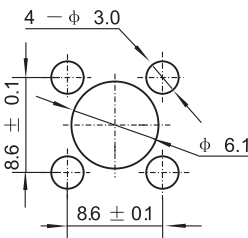
Type	L	L1	L2	d1	d2	h
SMA-KFD102AG	17.5	5.0	3.0	Φ1.3	Φ4.1	10.2
SMA-kFD314	19.1	4.0	5.6	Φ0.7	Φ4.1	12.2
SMA-kFD315	14	3.0	1.5	Φ1.3	Φ4.1	12.2




SMA-KFD133G



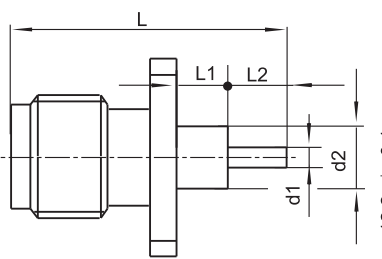
安装开孔尺寸
Mounting hole



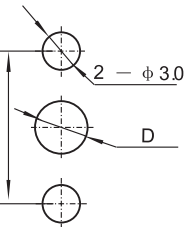
Type	L	L1	L2	d
SMA-KFD133G	14.0	3.2	1.2	Φ1.3




SMA-KFD142等



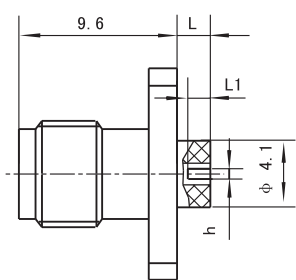
安装开孔尺寸
Mounting hole



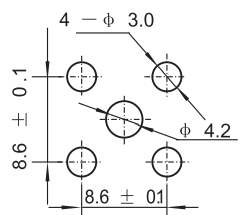
Type	L	L1	L2	d1	d2	D
SMA-KFD142	17.0	3.0	3.0	Φ1.3	Φ4.1	Φ4.2
SMA-kFD143	25.7	12.2	4.0	Φ1.3	Φ3	Φ3.1
SMA-kFD147G	14.7	3.2	2.0	Φ1.3	Φ4.1	Φ4.2
SMA-kFD150	27.5	15.0	3.0	Φ1.3	Φ4.1	Φ4.2
SMA-kFD157	34.5	20.0	5.0	Φ1.3	Φ4.1	Φ4.2
SMA-kFD267	27.7	10.5	7.0	Φ0.8	Φ2.6	Φ2.7
SMA-kFD274	14.0	2.0	2.5	Φ1.3	Φ4.1	Φ4.2
SMA-kFD284	15.5	3.0	3.0	Φ1.0	Φ4.1	Φ4.2




SMA-KFD140




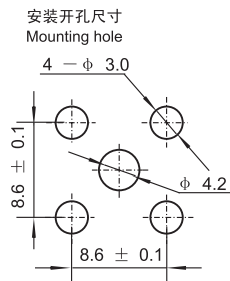
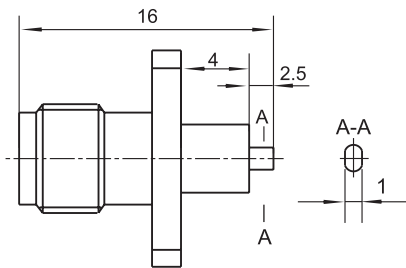
安装开孔尺寸
Mounting hole



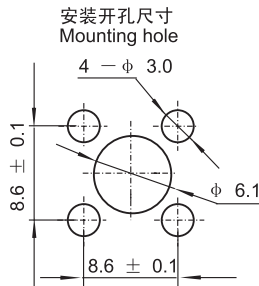
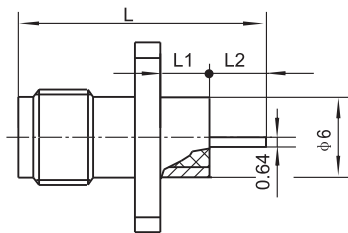
Type	h	L	L1
SMA-KFD140	0.2	2.0	2.0




SMA-KFD144等



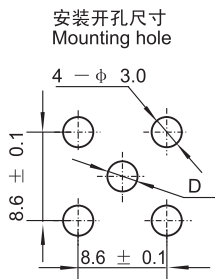
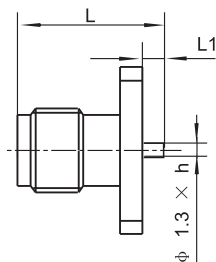
SMA-KFD145等




Type	L	L1	L2
SMA-KFD145	15.0	3.0	2.5
SMA-KFD129	15.6	4.0	2.0
SMA-KFD251	17.0	5.0	2.5
SMA-KFD270G	16.0	4.0	2.5
SMA-KFD297	17.6	5.0	3.0



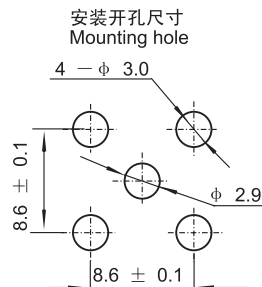
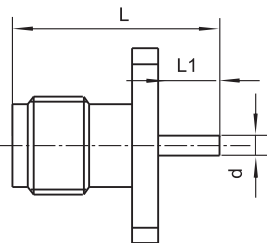
SMA-KFD149




Type	L	L1	h	D
SMA-KFD149	12.0	2.5	0.15	*



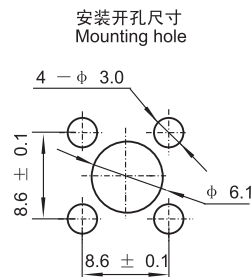
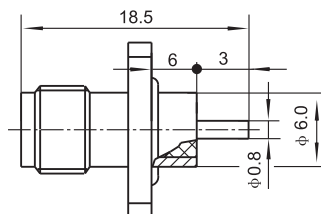
SMA-KFD152




Type	L	L1	d
SMA-KFD152	10.1	0.6	Φ1.0

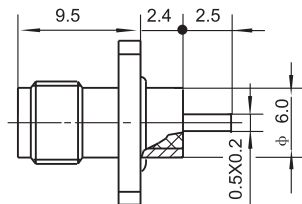


SMA-KFD154

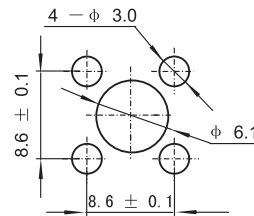





SMA-KFD155

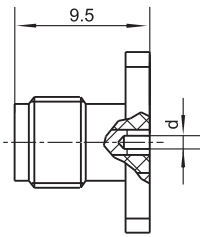


安装开孔尺寸
Mounting hole

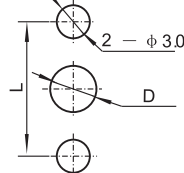




SMA-KFD159等




安装开孔尺寸
Mounting hole

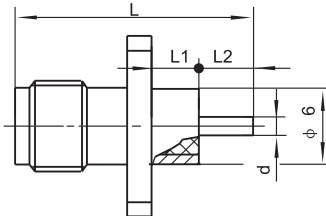


Type	L	d	D
SMA-KFD159	12.2 ± 0.1	Φ0.5	*
SMA-KFD331S	12.2 ± 0.1	Φ0.5	*

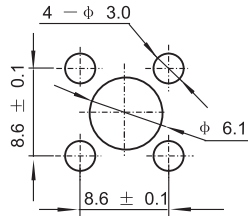
注: SMA-KFD159法兰后端面有密封圈、环形槽;




SMA-KFD160等



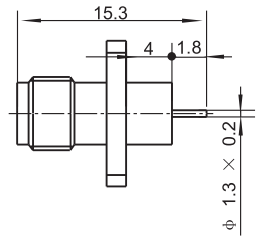
安装开孔尺寸
Mounting hole



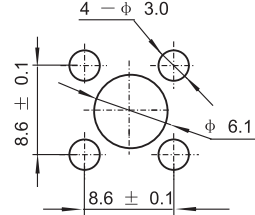
Type	L	L1	L2	d
SMA-KFD160	15.5	4.0	2.0	Φ1.0
SMA-KFD161	18.5	4.0	5.0	Φ1.0
SMA-KFD162	22.5	4.0	9.0	Φ1.0
SMA-KFD277	15.0	4.0	1.5	Φ0.7
SMA-KFD281	18.5	3.0	6.0	Φ1.3




SMA-KFD163

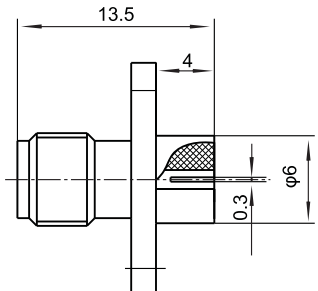


安装开孔尺寸
Mounting hole

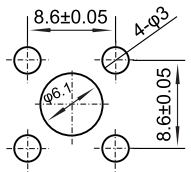





SMA-KFD163A

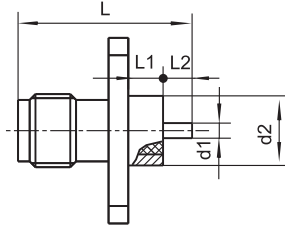


安装开孔尺寸
Mounting hole

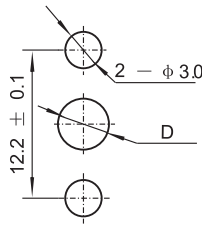





SMA-KFD164G 等



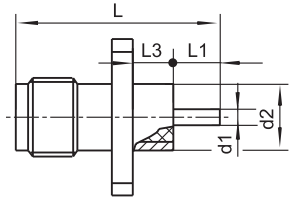
安装开孔尺寸
Mounting hole



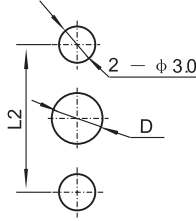
Type	L	L1	L2	d1	d2	D
SMA-KFD164G	15.0	4.0	1.5	φ0.8	φ4	φ4.1
SMA-KFaD-2.5P	14.5	2.5	2.5	φ1.3	φ6	φ6.1
SMA-KFD199	14.4	2.4	2.4	φ0.5	φ5.2	φ5.3
SMA-KFD221	14.0	2.4	2.0	φ0.5	φ5.2	φ5.3
SMA-KFD237	15.5	4.0	2.0	φ0.8	φ4.1	φ4.2
SMA-KFD238	15.5	4.0	2.0	φ0.8	φ4.1	φ4.2
SMA-KFD258G	16.9	4.0	3.3	φ1.3	φ6.0	φ6.1




SMA-KFD164 等



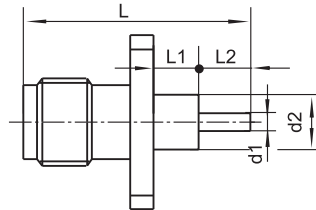
安装开孔尺寸
Mounting hole



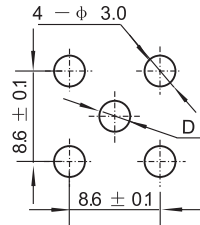
Type	L	L1	L2	L3	d1	d2	D
SMA-KFD164	15.0	1.5	12.2±0.1	4.0	φ0.8	φ4.1	φ4.2
SMA-KFD165	15.0	1.5	10.2±0.1	4.0	φ0.8	φ4	φ4.2
SMA-KFD166	14.3	0.8	12.2±0.1	4.0	φ0.6	φ4	φ4.2
SMA-KFD273	17.5	3.0	10.2±0.1	5.0	φ1.0	φ4.5	φ4.6




SMA-KFD177 等



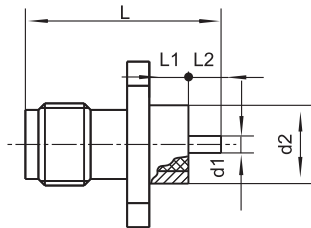
安装开孔尺寸
Mounting hole



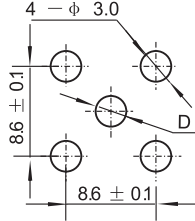
Type	L	L1	L2	d1	d2	D
SMA-kFD177	20.5	8.0	3.0	φ1.3	φ4.1	φ4.2
SMA-kFD178	18.7	5.0	4.2	φ1.3	φ4.1	φ4.2
SMA-kFD285	39.5	25.0	5.0	φ1.3	φ4.1	φ4.2
SMA-kFD298	46.5	25.0	12.0	φ1.3	φ4.1	φ4.2



SMA-KFD179 等




安装开孔尺寸
Mounting hole

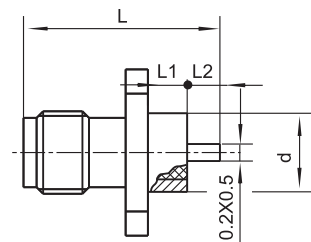


Type	L	L1	L2	d1	d2	D
SMA-KFD179	15.5	3.0	3.0	φ1	φ6.0	φ6.1
SMA-KFD194	18.5	4.0	5.0	φ1.3	φ6.0	φ6.1
SMA-KFD198	15.6	4.0	2.0	φ0.8	φ4.8	φ4.9
SMA-KFD279	14.5	2.4	2.4	φ0.5	φ5.2	φ5.3
SMA-kFD202	14.3	4.0	0.8	φ0.6	φ4.0	φ4.1

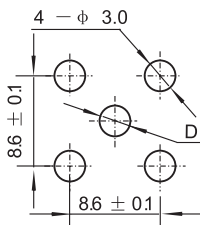
注: SMA-KFD194打印标记为: SMA-50KFD.



SMA-KFD181 等




安装开孔尺寸
Mounting hole

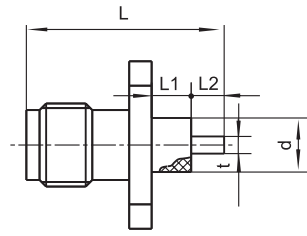


Type	L	L1	L2	d	D
SMA-KFD181	17.0	5.0	2.5	φ6	φ6.1
SMA-KFD181G	17.0	5.0	2.5	φ6	φ6.1
SMA-KFD206G	21.2	5.0	6.6	φ6	φ6.1

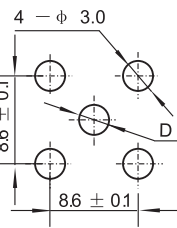
注: SMA-KFD206G微带尺寸为 φ1.3x0.2




SMA-KFD182等



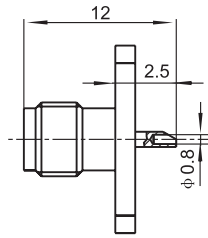
安装开孔尺寸
Mounting hole




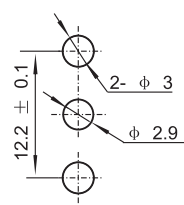
Type	L	L1	L2	t	d	D
SMA-KFD182	15.2	3.2	2.5	Φ0.7x0.5半圆	Φ2.1	Φ2.2
SMA-kFD200	13.2	1.5	2.2	Φ1.3x0.65半圆	Φ4.1	Φ4.2



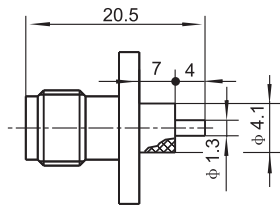
SMA-KFD184




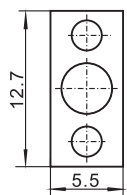
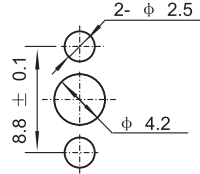
安装开孔尺寸
Mounting hole



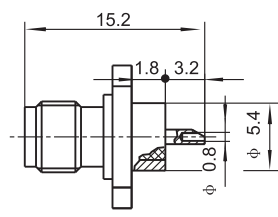
SMA-KFD185




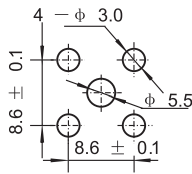
安装开孔尺寸
Mounting hole



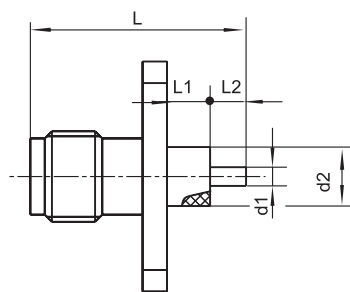
SMA-KFD188



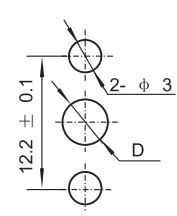
安装开孔尺寸
Mounting hole




SMA-KFD189 等




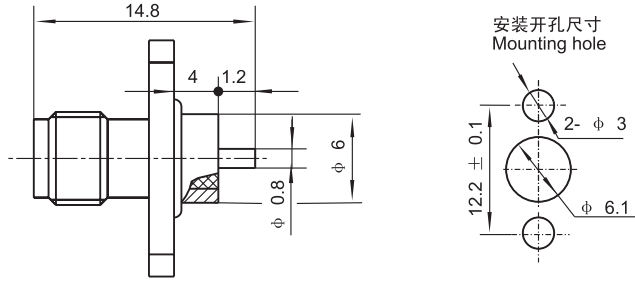
安装开孔尺寸
Mounting hole




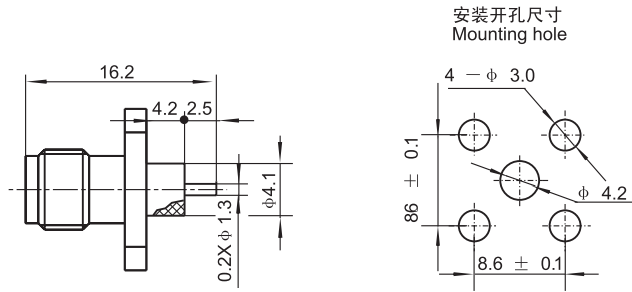
Type	L	L1	L2	d1	d2	D
SMA-KFD189	17.5	6.0	2.0	Φ1.3	Φ4.1	Φ4.2
SMA-kFD203	21.5	4.0	8.0	Φ1.3	Φ4.1	Φ4.2
SMA-kFD5A	15.5	4.0	2.0	Φ1.3	Φ4.1	Φ4.2
SMA-kFD205	81	62	9.5	Φ1.3	Φ4.1	Φ4.2
SMA-kFD263	17.5	4.0	4.0	Φ0.8	Φ5.0	Φ5.1
SMA-kFD265	20.5	7.0	4.0	Φ1.3	Φ3.0	Φ3.1
SMA-kFD266	40.8	20.6	10.0	Φ1.0	Φ4.1	Φ4.2




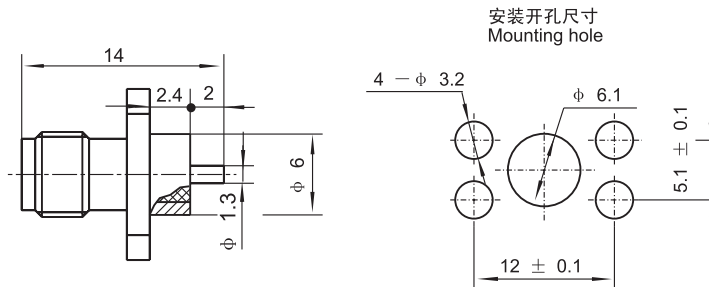
SMA-KFD193



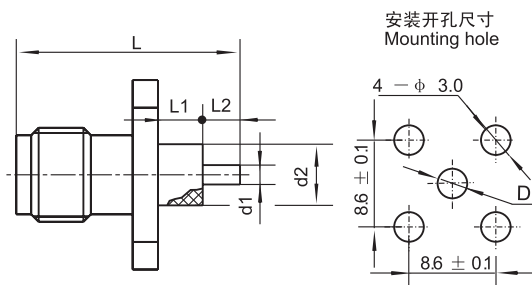
SMA-KFD195




SMA-KFD330S



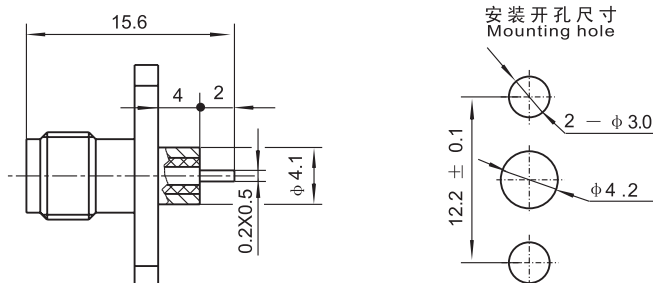
SMA-KFD197 等




Type	L	L1	L2	d1	d2	D
SMA-KFD197	23.5	12	2.0	φ1.3	φ4.1	φ4.2
SMA-KFD201	24	9	5.5	φ1.3	φ4.1	φ4.2
SMA-KFD216	16.5	5.0	2.0	φ1.3	φ4.1	φ4.2
SMA-KFD223	16.9	5.4	2.0	φ1.3	φ4.1	φ4.2
SMA-KFD247	27.5	4.0	14.0	φ1.3	φ4.1	φ4.2
SMA-KFD248	33.5	4.0	20.0	φ1.3	φ4.1	φ4.2


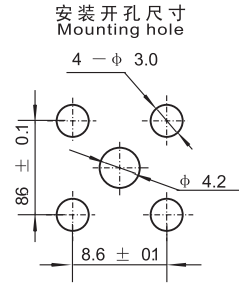
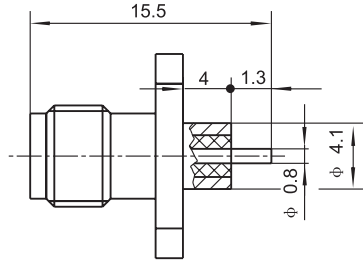


SMA-KFD204


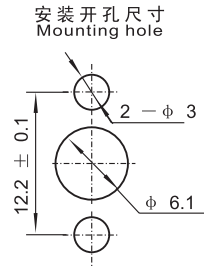
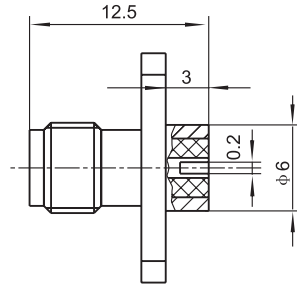





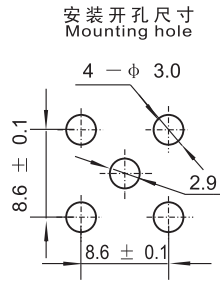
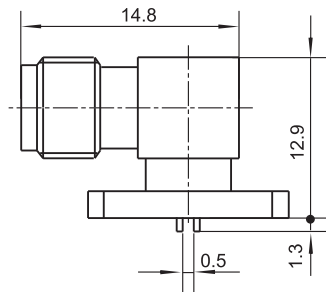
SMA-KFD207G



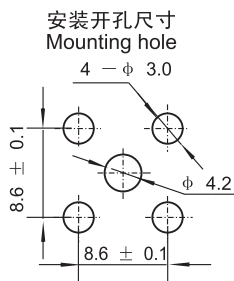
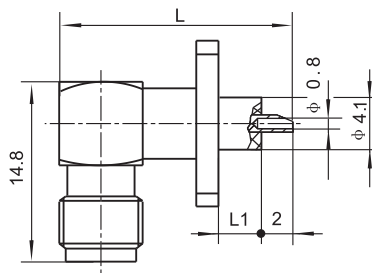
SMA-KFD208




SMA-KWFD



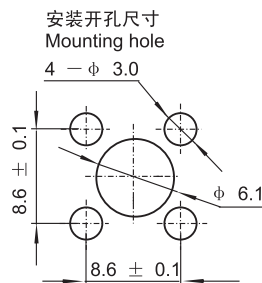
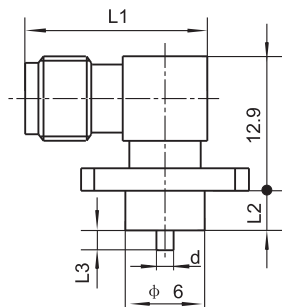
SMA-KWFD1 等




Type	L	L1
SMA-KWFD1	18.9	4
SMA-KWFD7	20.5	5.6



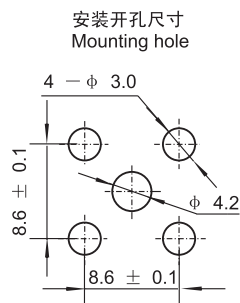
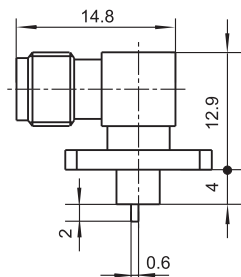
SMA-KWFD2



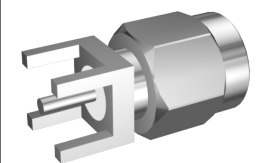
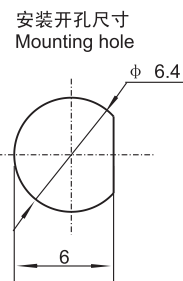
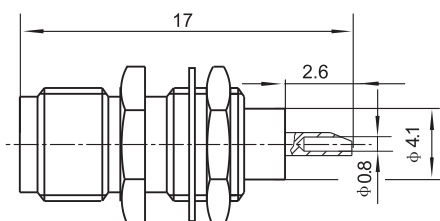
Type	L1	L2	L3	d
SMA-KFWD2	14.8	4	2	phi 1.3
SMA-KWFD11	14.8	2.4	5	phi 1.3
SMA-KWFD21	23.3	4	2	phi 1.3




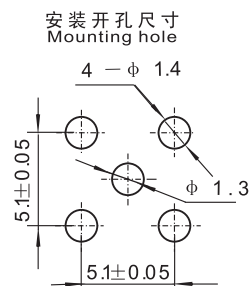
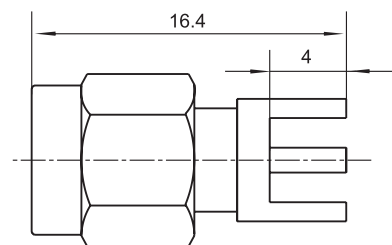
SMA-KWFD3




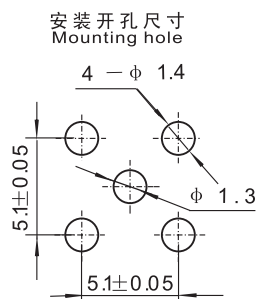
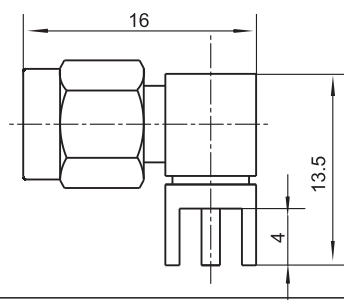
SMA-KYD



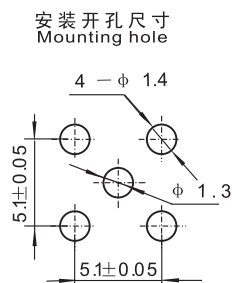
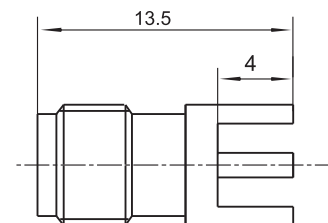
SMA-JHD




SMA-JWHD

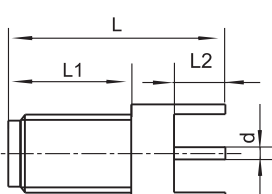


SMA-KHD

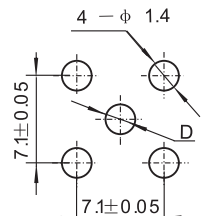





SMA-KHD1等



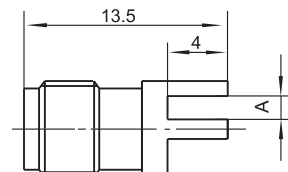
安装开孔尺寸
Mounting hole



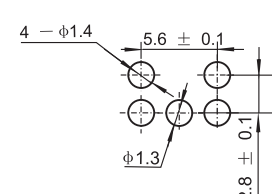
Type	L	L1	L2	d	D
SMA-KHD1	17.7	10.0	4.2	Φ1.0	Φ1.1
SMA-KHD2	34.0	11.0	3.0	Φ0.8	Φ0.9
SMA-KHD3	29.0	11.0	3.0	Φ0.8	Φ0.9




SMA-KHD9等



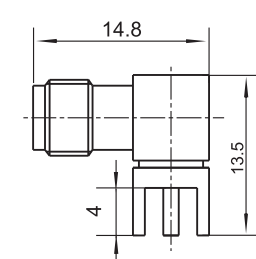
安装开孔尺寸
Mounting hole



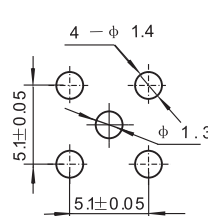
Type	A
SMA-KHD9	2.0
SMA-KHD9A	1.8
SMA-KHD9B	2.2




SMA-KWHD

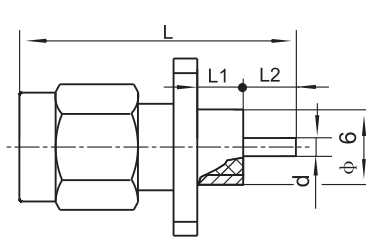


安装开孔尺寸
Mounting hole

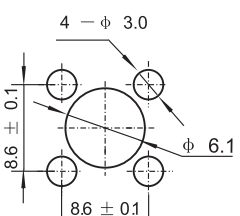





SMA-JFD18等



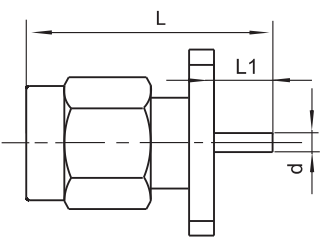
安装开孔尺寸
Mounting hole



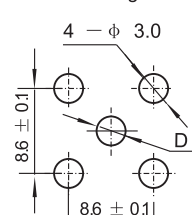
Type	L	L1	L2	d
SMA-JFD18	19.1	3.2	3.0	Φ1.3
SMA-JFD19	19.4	4.0	2.5	Φ1.3



SMA-JFD10等



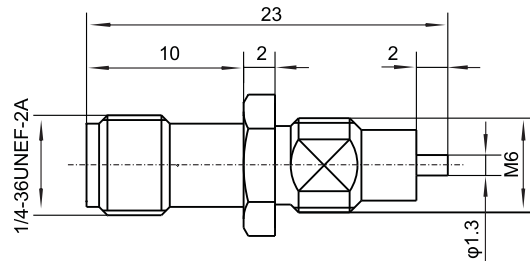
安装开孔尺寸
Mounting hole



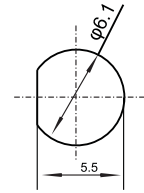
Type	L	L1	d	D
SMA-JFD10	16.9	4.0	Φ1.3	Φ2.9
SMA-JFD24	14.5	1.6	Φ0.9	Φ2.1
SMA-JFD25	14.1	1.2	Φ0.8	Φ1.8
SMA-JFD25A	13.8	0.9	Φ0.5	Φ1.2



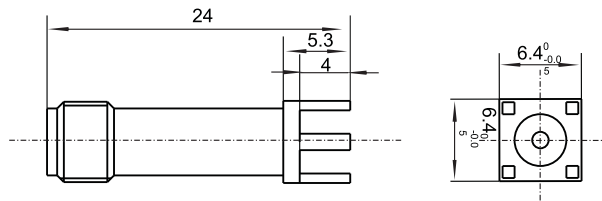
SMA-K-2



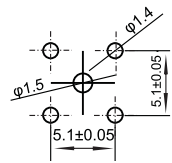
安装开孔尺寸
Mounting hole



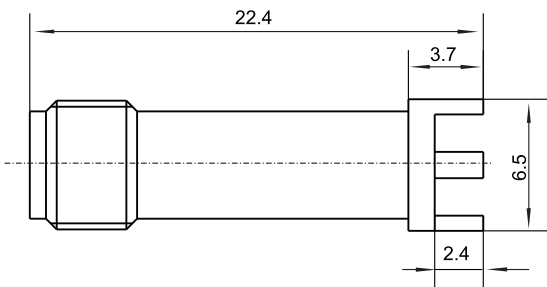
SMA-KE6



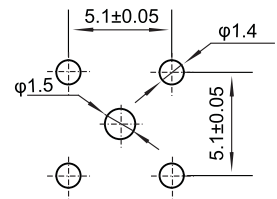
安装开孔尺寸
Mounting hole



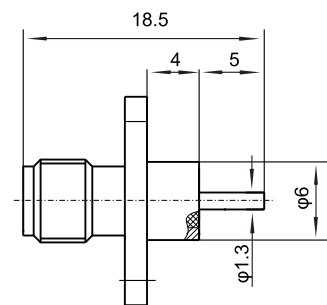
SMA-KE4



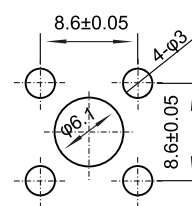
安装开孔尺寸
Mounting hole



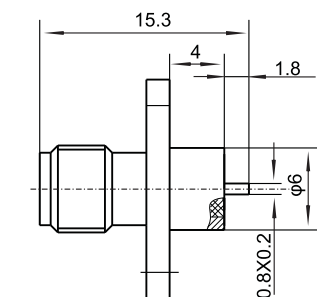
SMA-KFD161G



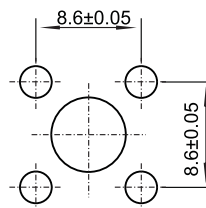
安装开孔




SMA-KFD163B

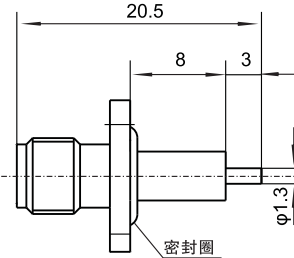
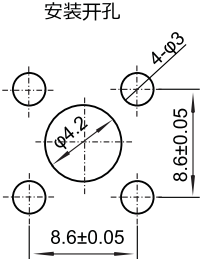


安装开孔尺寸






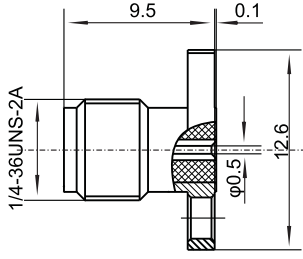
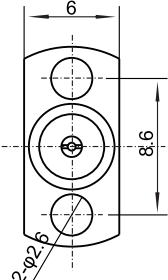
SMA-KFD177(M)


安装开孔



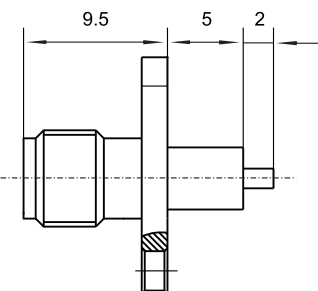
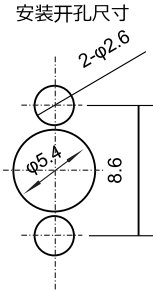
SMA-KFD184


注: φ 0.5孔适配插针 φ 0.5 $\begin{matrix} +0.03 \\ -0.01 \end{matrix}$



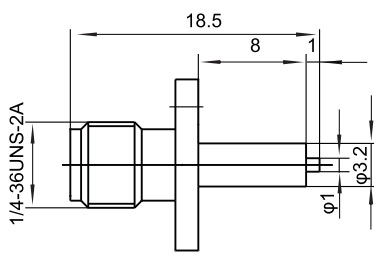
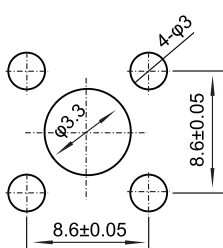
SMA-KFD185


安装开孔尺寸



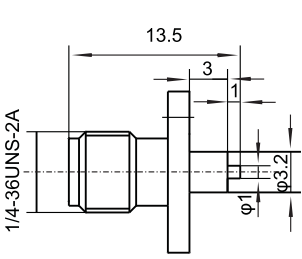
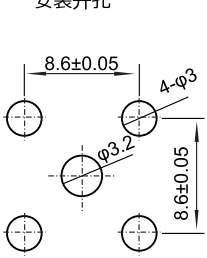
SMA-KFD221

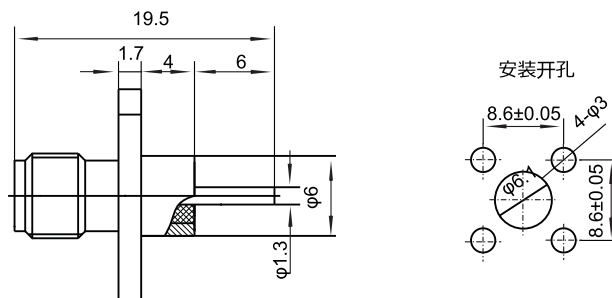
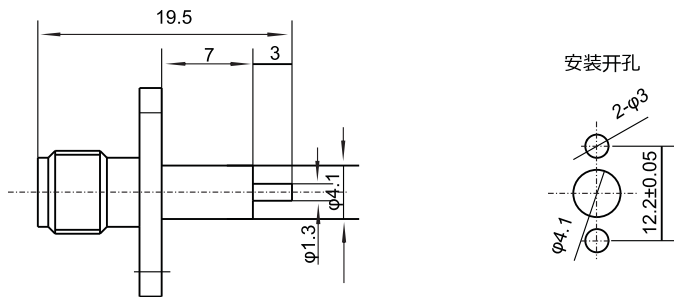
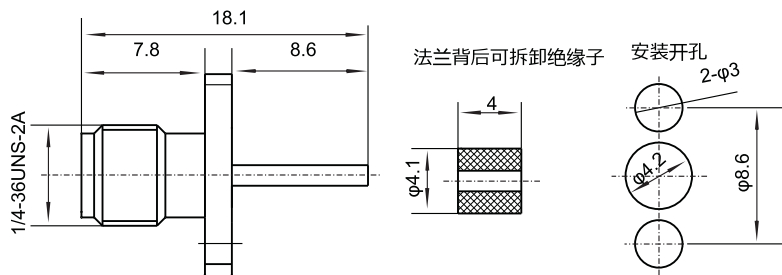
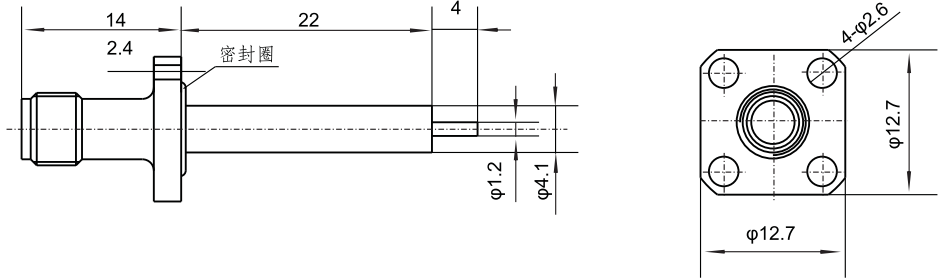
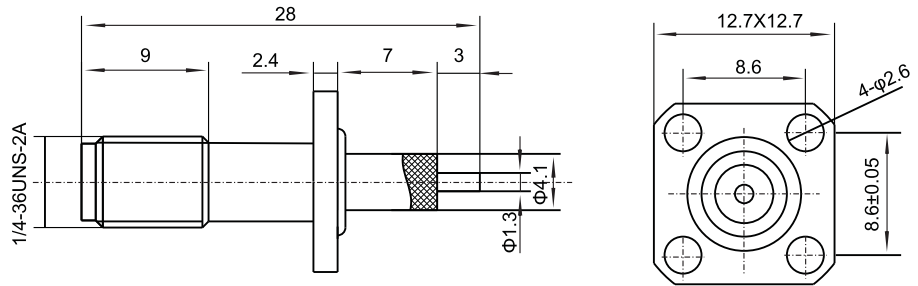
安装开孔

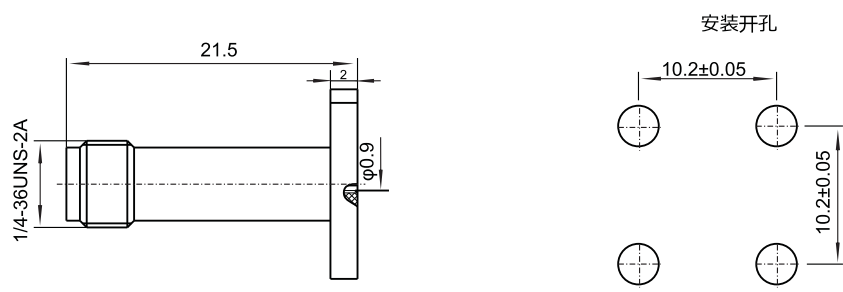
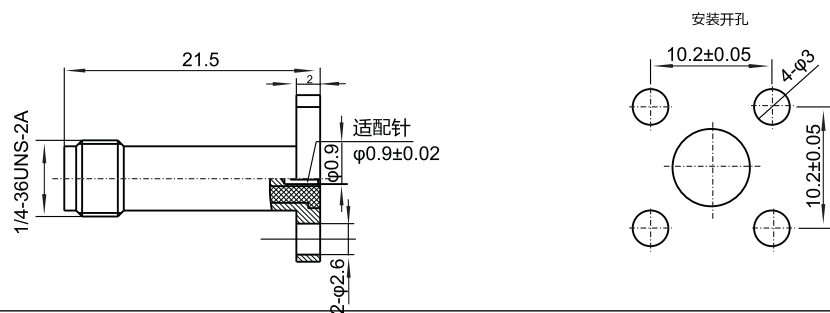
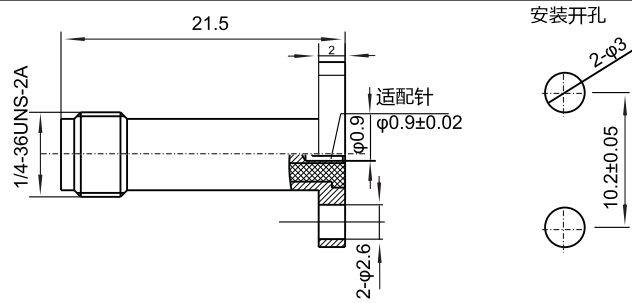
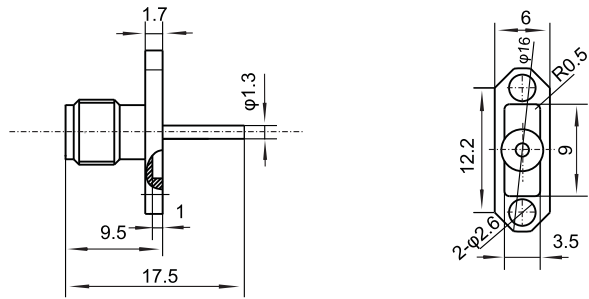
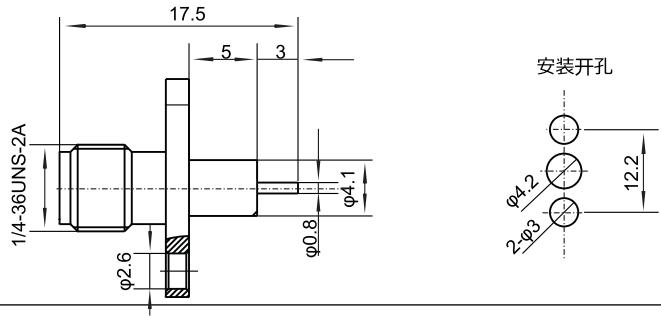


SMA-KFD221A

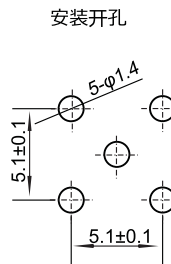
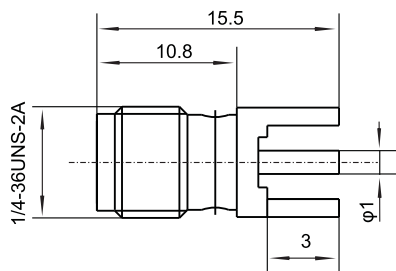
安装开孔



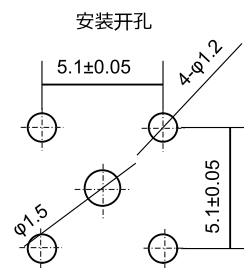
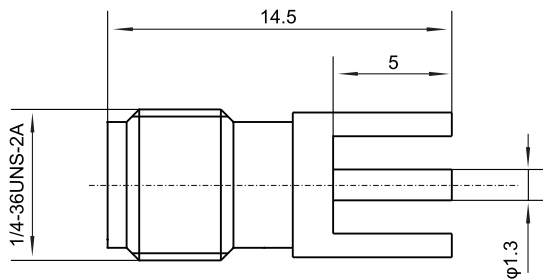





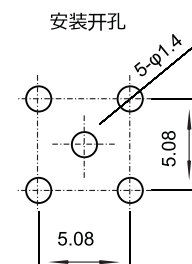
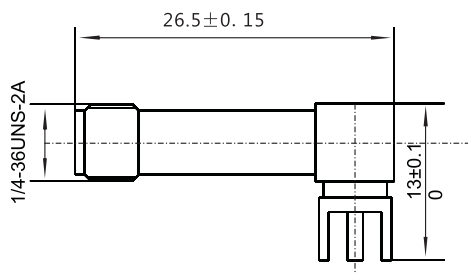
SMA-KHD14



SMA-KHD22



SMA-KWHDA



SMA-KYWHD

